



ภาคผนวก จ

เอกสารสอบเทียบเครื่องมือฯ

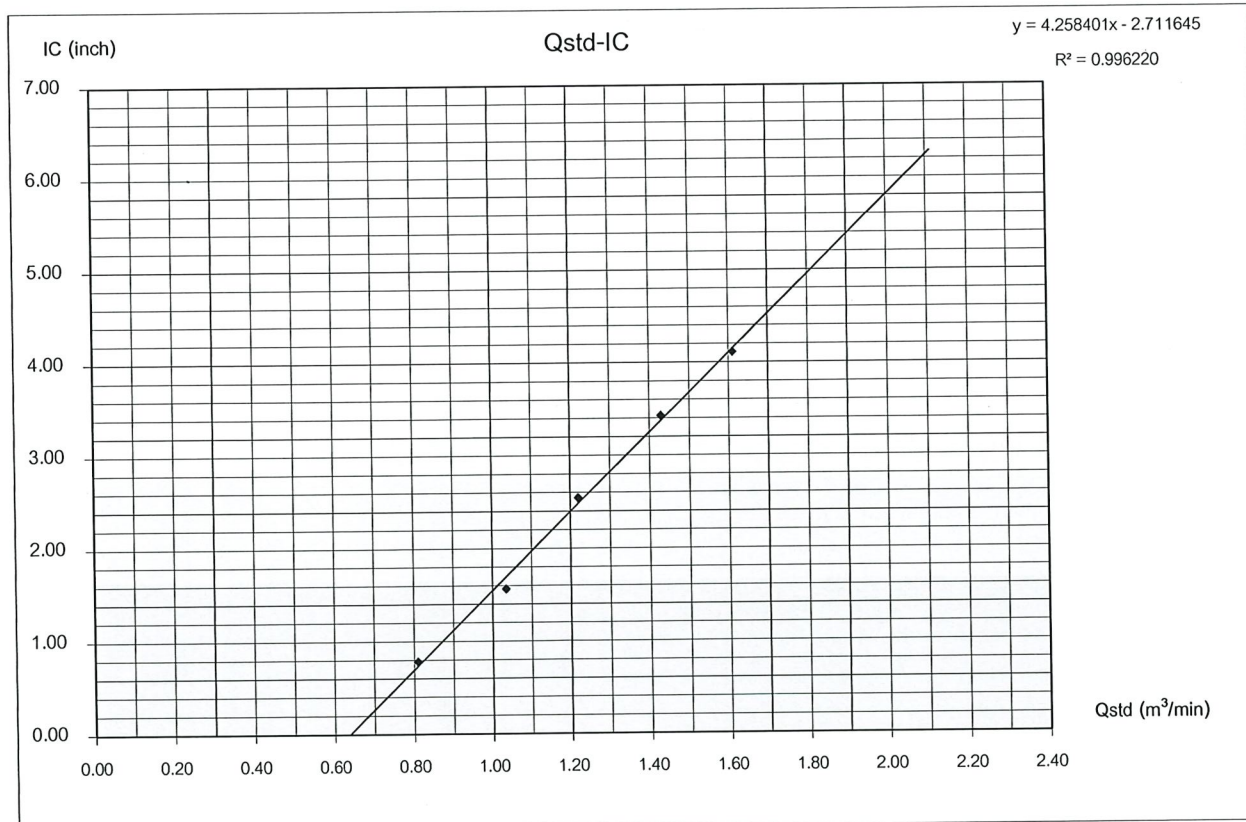
TSP HIGH VOLUME AIR SAMPLER CALIBRATION REPORT

Sampler Location				Date	May 8, 2023
บริเวณริมรั้วโครงการ (2022-01328)				Start Time	12:39 PM
Sampler Number	TSP No.C16	Transfer Standard Type	Orifice	Stop Time	12:49 PM
Instrument Model	HIVOL-BBCBE	Calibrator Model	TE-5025A	Calibrated By	Mr. Anan Kongngoenok
Motor Serial Number	BLA0903	Calibrator Serial Number	3362		
Recorder Serial Number	-				

Plate No.	(Delta H)			(A)	(X)	(I)	(Y)	Temperature	Barometric Pressure	Start Meter	Stop Meter
	Pressure Drop Across Orifice (inH ₂ O)			[ΔH ₂ O(Pa/P _{std})(T _{std} /Ta)] ^{1/2}	Qstd = (1/m)[(A-b)] (m ³ /min)	Sample Flow Rate Indication (inch)	IC = I[(Pa/P _{std})(T _{std} /Ta)] ^{1/2}	(*K = °C+273)	(mmHg)		
	Positive	Negative	ΔH ₂ O								
5	1.4	1.4	2.8	1.63785	0.80897	0.8	0.78	309.0	755.0		
7	2.3	2.3	4.6	2.09930	1.03492	1.6	1.57	309.0	755.0		
10	3.2	3.2	6.4	2.47620	1.21946	2.6	2.54	309.0	755.0		
13	4.4	4.4	8.8	2.90360	1.42873	3.5	3.43	309.0	755.0		
18	5.6	5.6	11.2	3.27570	1.61092	4.2	4.11	309.0	755.0		
Linear Regression Y ON X : Y= mX + b							Average	309.0	755.0		
1	Slope (m)			2.04234	Linear Equation			r ²	0.996220	Pstd(mmHg)	760.0
2	Intercept (b)			-0.01435	Set Point Flow Rate (X) (m ³ /min)		1.133	r	0.9981082	T _{NTP}	298.0
3	Correlation Coefficient (r)			0.99993	Final Set Flow Rate = (I)		0	(Pa/Pstd)*(Tstd/Ta)		0.958056549	
Result								C=(Pa/Pstd)*(Tstd/Ta)*0.5		0.978803632	

COMMENT

Andersen Instruments, Inc.



Checked By

(Mr. Prayun Detkla)
Technician

Approved By

(Mr. Panupon Podang)
Environmental Scientist

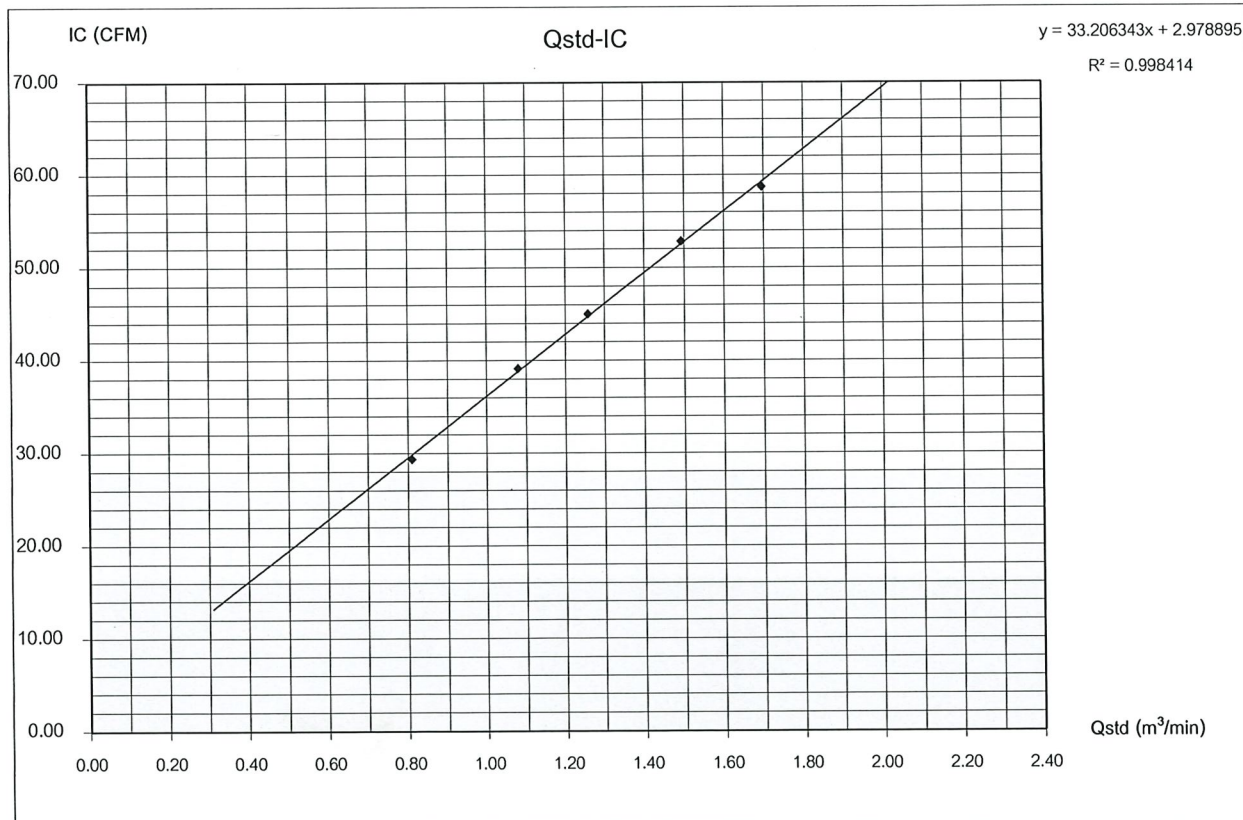
PM10 HIGH VOLUME AIR SAMPLER CALIBRATION REPORT

Sampler Location				Date	May 8, 2023
บริเวณหิมะวัดโคกถาวร (2022-01328)				Start Time	12:49 PM
Sampler Number	PM-10 No.13	Transfer Standard Type	Orifice	Stop Time	12:59 PM
Instrument Model	HIVOL-BMBBE	Calibrator Model	TE-5025A	Calibrated By	Mr. Anan Kongngoenok
Motor Serial Number	B-TSP-A9	Calibrator Serial Number	3362		
Recorder Serial Number	4650				

Plate No.	(Delta H)			(A)	(X)	(I)	(Y)	Temperature	Barometric Pressure	Start Meter	Stop Meter	
	Pressure Drop Across Orifice (inH ₂ O)			$[\Delta H_2O(Pa/P_{std})(T_{std}/Ta)]^{1/2}$	$Qstd = (1/m)[(A-b)]$	Sample Flow Rate Indication	$IC = I[(Pa/P_{std})(T_{std}/Ta)]^{1/2}$	(°K = °C+273)	(mmHg)			
	Positive	Negative	ΔH ₂ O		(m ³ /min)	(ft ³ /min)						
5	1.4	1.4	2.8	1.63785	0.80897	30.0	29.36	309.0	755.0			
7	2.5	2.5	5.0	2.18867	1.07868	40.0	39.15	309.0	755.0			
10	3.4	3.4	6.8	2.55241	1.25677	46.0	45.02	309.0	755.0			
13	4.8	4.8	9.6	3.03271	1.49195	54.0	52.86	309.0	755.0			
18	6.2	6.2	12.4	3.44672	1.69466	60.0	58.73	309.0	755.0			
Linear Regression Y ON X : Y= mX + b							Average	309.0	755.0			
1	Slope (m)			2.04234	Linear Equation			r ²	0.992746	Pstd(mmHg)	760.0	
2	Intercept (b)			-0.01435	Set Point Flow Rate (X) (m ³ /min)			1.133	r	0.9963664	T _{MTP}	298.0
3	Correlation Coefficient (r)			0.99993	Final Set Flow Rate = (I)			0	(Pa/Pstd)*(Tstd/Ta)		0.958056549	
Result									C=(Pa/Pstd)*(Tstd/Ta)^0.5		0.978803632	

COMMENT

Andersen Instruments, Inc.



Checked By

(Mr. Prayun Detkla)
Technician

Approved By

(Mr. Panupon Podang)
Environmental Scientist

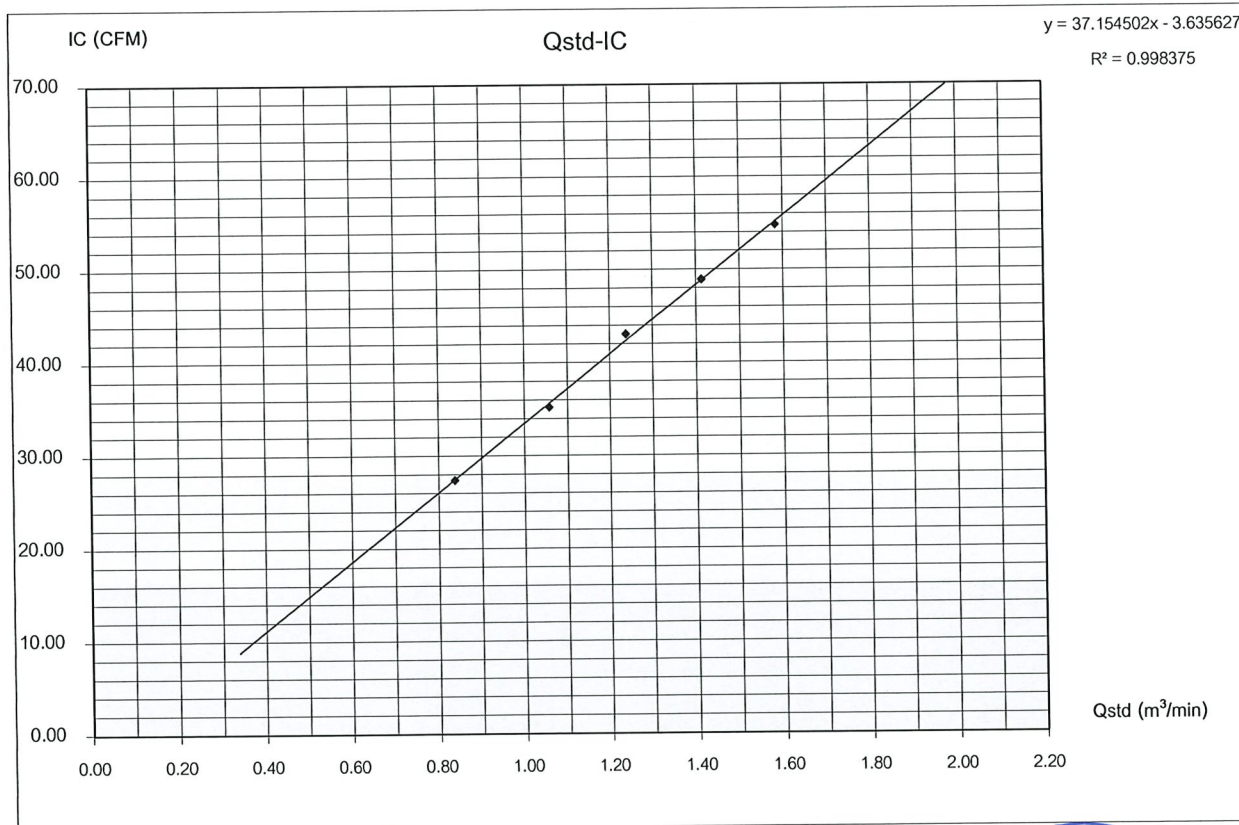
TSP HIGH VOLUME AIR SAMPLER CALIBRATION REPORT

Sampler Location				Date	May 8, 2023
บ้านวังตะพาน (2022-01328)				Start Time	11:53 AM
Sampler Number	TSP No.A24	Transfer Standard Type	Orifice	Stop Time	12:03 PM
Instrument Model	HIVOL-BBCBE	Calibrator Model	TE-5025A	Calibrated By	Mr. Anan Kongngoenok
Motor Serial Number	2151	Calibrator Serial Number	3362		
Recorder Serial Number	2412				

Plate No.	(Delta H)			(A)	(X)	(I)	(Y)	Temperature	Barometric Pressure	Start Meter	Stop Meter	
	Pressure Drop Across Orifice (inH ₂ O)			$[\Delta H_o(Pa/P_{std})(T_{std}/Ta)]^{1/2}$	$Q_{std} = (1/m)[(A-b)]$ (m ³ /min)	sample Flow Rate Indication (ft ³ /min)	$IC = I[(Pa/P_{std})(T_{std}/Ta)]^{1/2}$	(°K = °C+273)	(mmHg)			
5	1.5	1.5	3.0	1.69534	0.83712	28.0	27.41	309.0	755.0			
7	2.4	2.4	4.8	2.14445	1.05702	36.0	35.24	309.0	755.0			
10	3.3	3.3	6.6	2.51459	1.23826	44.0	43.07	309.0	755.0			
13	4.3	4.3	8.6	2.87042	1.41248	50.0	48.94	309.0	755.0			
18	5.4	5.4	10.8	3.21668	1.58202	56.0	54.81	309.0	755.0			
Linear Regression Y ON X : Y= mX + b							Average	309.0	755.0			
1	Slope (m)			2.04234	Linear Equation			r ²	0.999555	Pstd(mmHg)	760.	
2	Intercept (b)			-0.01435	Set Point Flow Rate (X) (m ³ /min)	1.133		r	0.9997775	T _{NTP}	298.	
3	Correlation Coefficient (r)			0.99993	Final Set Flow Rate = (I)	0		(Pa/Pstd)*(Tstd/Ta)		0.958056549		
Result									C=(Pa/Pstd)*(Tstd/Ta)^0.5		0.978803632	

COMMENT

Andersen Instruments, Inc.



Checked By

(Mr. Prayun Detkla)
Technician

Approved By

(Mr. Panupon Podang)
Environmental Scientist

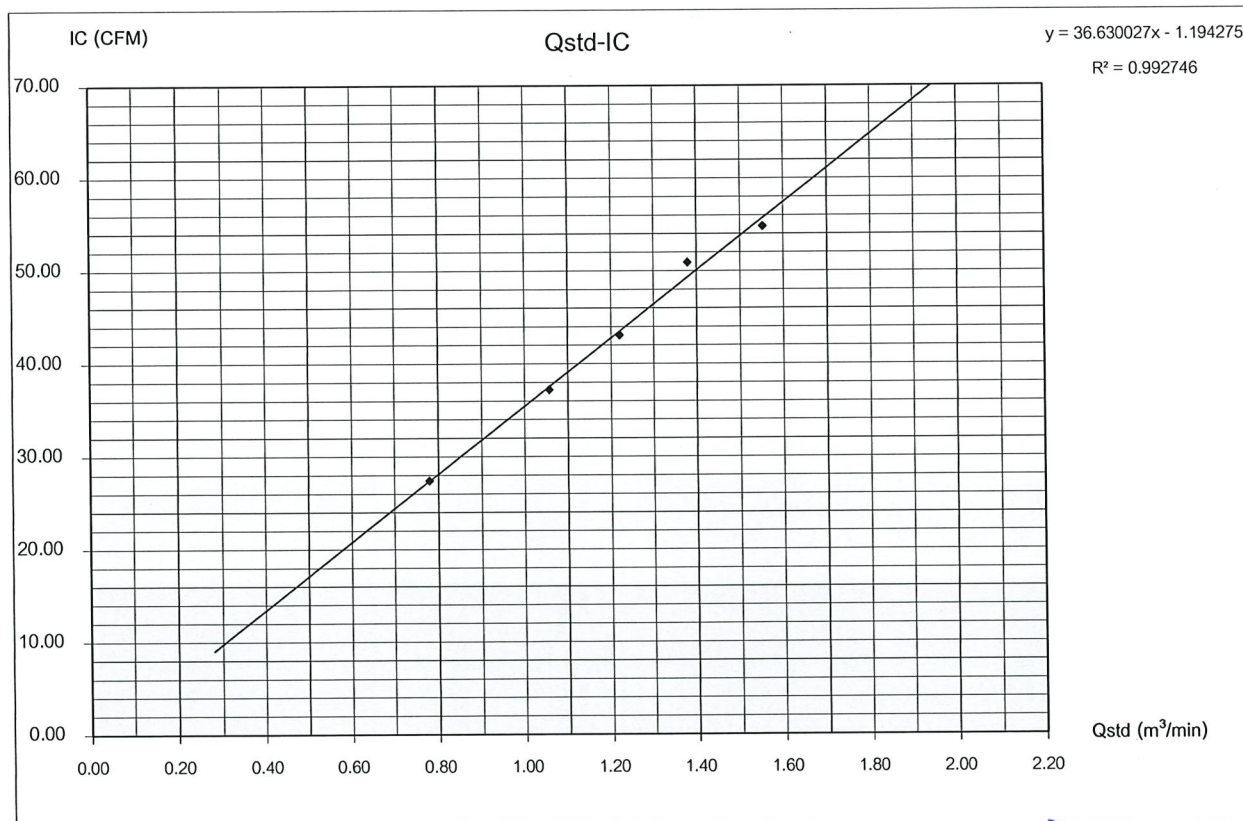
PM10 HIGH VOLUME AIR SAMPLER CALIBRATION REPORT

Sampler Location				Date	May 8, 2023
บ้านวังตะพาน (2022-01328)				Start Time	12:03 PM
Sampler Number	PM-10 No.24	Transfer Standard Type	Orifice	Stop Time	12:13 PM
Instrument Model	HIVOL-BMBBE	Calibrator Model	TE-5025A	Calibrated By	Mr. Anan Kongngoennok
Motor Serial Number	2149	Calibrator Serial Number	3362		
Recorder Serial Number	2407				

Plate	(Delta H)			(A)	(X)	(I)	(Y)	Temperature	Barometric	Start	Stop
No.	Pressure Drop Across Orifice (inH ₂ O)			[ΔH ₂ O(Pa/P _{std})(T _{std} /Ta)] ^{1/2}	Qstd = (1/m)[(A-b)]	ample Flow Rate Indication	IC = I[(Pa/P _{std})(T _{std} /Ta)] ^{1/2}	(^°K = ^°C+273)	Pressure (mmHg)	Meter	Meter
	Positive	Negative	ΔH ₂ O								
5	1.3	1.3	2.6	1.57827	0.77980	28.0	27.41	309.0	755.0		
7	2.4	2.4	4.8	2.14445	1.05702	38.0	37.19	309.0	755.0		
10	3.2	3.2	6.4	2.47620	1.21946	44.0	43.07	309.0	755.0		
13	4.1	4.1	8.2	2.80287	1.37941	52.0	50.90	309.0	755.0		
18	5.2	5.2	10.4	3.15655	1.55258	56.0	54.81	309.0	755.0		
Linear Regression Y ON X : Y= mX + b							Average	309.0	755.0		
1	Slope (m)			2.04234	Linear Equation			r ²	0.992746	Pstd(mmHg)	760.0
2	Intercept (b)			-0.01435	Set Point Flow Rate (X) (m ³ /min)		1.133	r	0.9963664	T _{NTP}	298.0
3	Correlation Coefficient (r)			0.99993	Final Set Flow Rate = (I)		0	(Pa/Pstd)*(Tstd/Ta)		0.958056549	
Result								C=(Pa/Pstd)*(Tstd/Ta)^0.5		0.978803632	

COMMENT

Andersen Instruments, Inc.



Checked By

(Mr. Prayun Detkla)
Technician

Approved By

(Mr. Panupon Podang)
Environmental Scientist

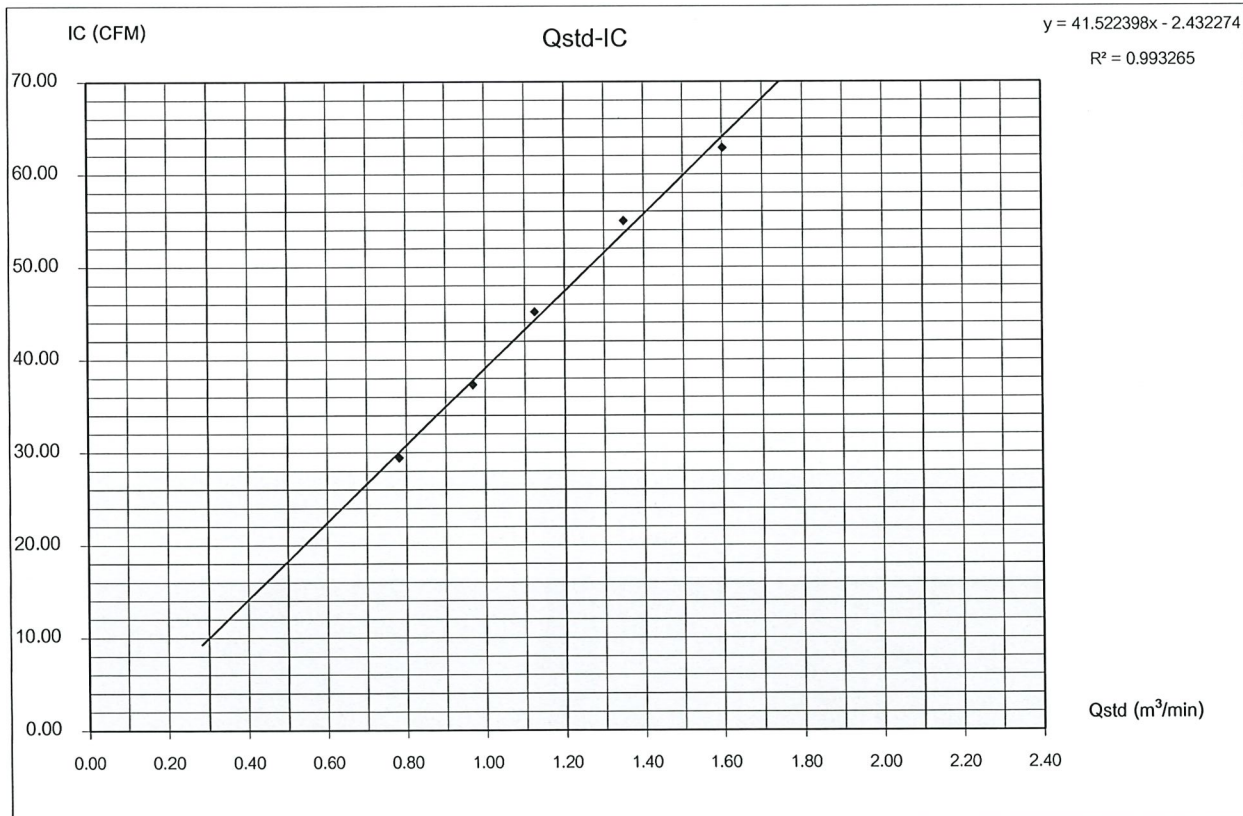
TSP HIGH VOLUME AIR SAMPLER CALIBRATION REPORT

Sampler Location				Date	May 8, 2023
โรงเรียนวัดใหม่ประจวบ (2022-01328)				Start Time	11:04 AM
Sampler Number	TSP No.A26	Transfer Standard Type	Orifice	Stop Time	11:13 AM
Instrument Model	HIVOL-BBCBE	Calibrator Model	TE-5025A	Calibrated By	Mr. Anan Kongngoenok
Motor Serial Number	2141	Calibrator Serial Number	3362		
Recorder Serial Number	102950701				

Plate No.	(Delta H)			(A) [ΔH ₂ O(Pa/P _{std})(T _{std} /Ta)] ^{1/2}	(X) Qstd = (1/m)[(A-b)] (m ³ /min)	(I) ample Flow Rate Indication (ft ³ /min)	(Y) IC = I[(Pa/P _{std})(T _{std} /Ta)] ^{1/2}	Temperature (*K = °C+273)	Barometric Pressure (mmHg)	Start Meter	Stop Meter
	Positive	Negative	ΔH ₂ O								
5	1.3	1.3	2.6	1.58341	0.78232	30.0	29.46	307.0	755.0		
7	2.0	2.0	4.0	1.96397	0.96866	38.0	37.32	307.0	755.0		
10	2.7	2.7	5.4	2.28193	1.12434	46.0	45.17	307.0	755.0		
13	3.9	3.9	7.8	2.74254	1.34987	56.0	54.99	307.0	755.0		
18	5.5	5.5	11.0	3.25688	1.60171	64.0	62.85	307.0	755.0		
Linear Regression Y ON X : Y= mX + b							Average	307.0	755.0		
1	Slope (m)			2.04234	Linear Equation			r ²	0.993265	Pstd(mmHg)	760.0
2	Intercept (b)			-0.01435	Set Point Flow Rate (X) (m ³ /min)		1.133	r	0.9966268	T _{NTP}	298.0
3	Correlation Coefficient (r)			0.99993	Final Set Flow Rate = (I)		0	(Pa/Pstd)*(Tstd/Ta)		0.96429796	
Result								C=(Pa/Pstd)*(Tstd/Ta)^0.5		0.981986741	

COMMENT

Andersen Instruments, Inc.



Checked By

(Mr. Prayun Detkla)
Technician

Approved By

(Mr. Panupon Podang)
Environmental Scientist

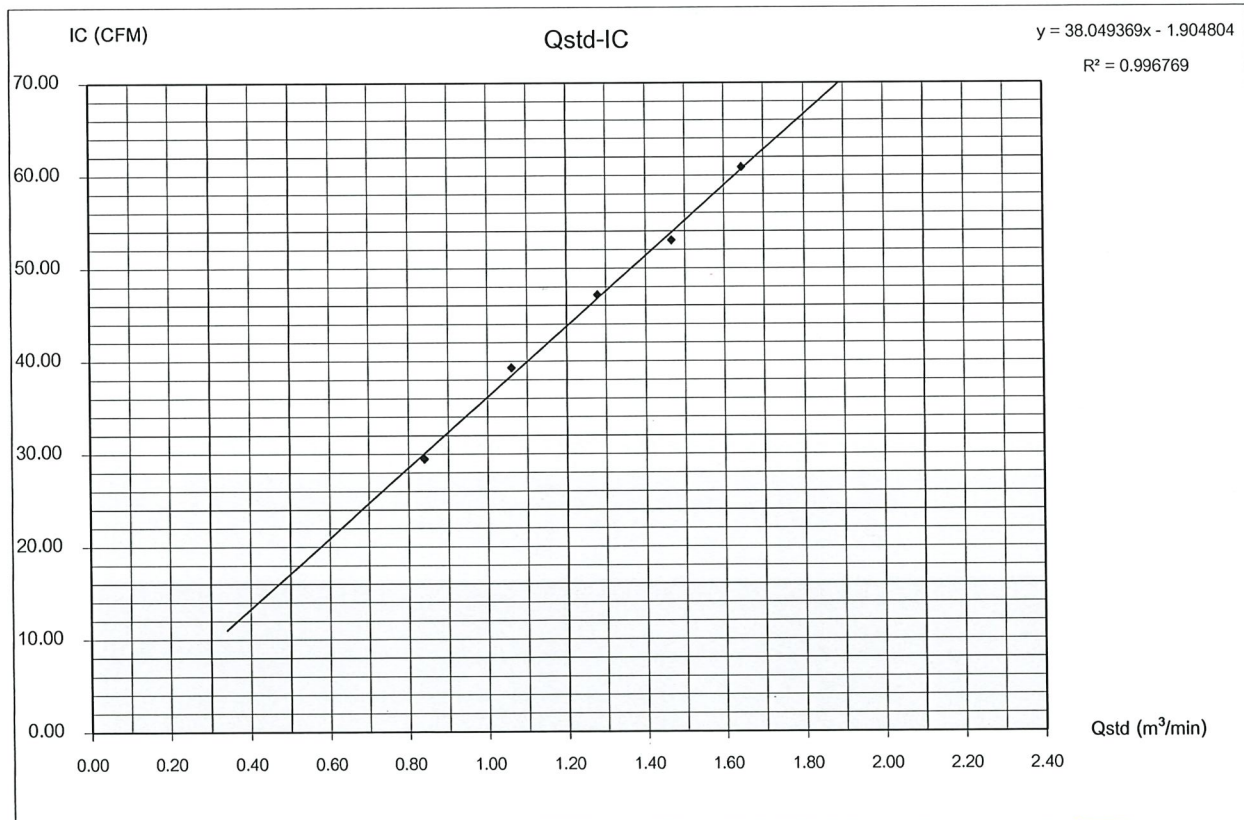
PM10 HIGH VOLUME AIR SAMPLER CALIBRATION REPORT

Sampler Location				Date	May 8, 2023
โรงเรียนวัดใหม่ประจวบชน (2022-01328)				Start Time	11:13 AM
Sampler Number	PM-10 No.30	Transfer Standard Type	Orifice	Stop Time	11:23 AM
Instrument Model	HIVOL-BMBBE	Calibrator Model	TE-5025A	Calibrated By	Mr. Anan Kongngoennok
Motor Serial Number	2208	Calibrator Serial Number	3362		
Recorder Serial Number	2616				

Plate No.	(Delta H) --			(A)	(X)	(I)	(Y)	Temperature	Barometric Pressure	Start Meter	Stop Meter
	Pressure Drop Across Orifice (inH ₂ O)			[ΔH ₂ O(Pa/P _{std})(T _{std} /Ta)] ^{1/2}	Qstd = (1/m)[(A-b)] (m ³ /min)	Sample Flow Rate Indication (ft ³ /min)	IC = I/[(Pa/P _{std})(T _{std} /Ta)] ^{1/2}	(*K = °C+273)	(mmHg)		
	Positive	Negative	ΔH ₂ O								
5	1.5	1.5	3.0	1.70085	0.83982	30.0	29.46	307.0	755.0		
7	2.4	2.4	4.8	2.15143	1.06044	40.0	39.28	307.0	755.0		
10	3.5	3.5	7.0	2.59809	1.27914	48.0	47.14	307.0	755.0		
13	4.6	4.6	9.2	2.97851	1.46541	54.0	53.03	307.0	755.0		
18	5.8	5.8	11.6	3.34453	1.64462	62.0	60.88	307.0	755.0		
Linear Regression Y ON X : Y= mX + b							Average	307.0	755.0		
1	Slope (m)			2.04234	Linear Equation			r ²	0.996769	Pstd(mmHg)	760.0
2	Intercept (b)			-0.01435	Set Point Flow Rate (X) (m ³ /min)		1.133	r	0.9983832	T _{NTP}	298.0
3	Correlation Coefficient (r)			0.99993	Final Set Flow Rate = (I)		0	(Pa/Pstd)*(Tstd/Ta)		0.96429796	
Result								C=(Pa/Pstd)*(Tstd/Ta)^0.5		0.981986741	

COMMENT

Andersen Instruments, Inc.



Checked By

(Mr. Prayun Detkla)
Technician

Approved By

(Mr. Panupon Podang)
Environmental Scientist

RECALIBRATION

DUE DATE:

January 17, 2024

Certificate of Calibration

Calibration Certification Information

Cal. Date: January 17, 2023 Rootsmeter S/N: 438320 Ta: 295 °K
Operator: Jim Tisch Pa: 740.2 mm Hg
Calibration Model #: TE-5025A Calibrator S/N: 3362

Run	Vol. Init (m3)	Vol. Final (m3)	ΔVol. (m3)	ΔTime (min)	ΔP (mm Hg)	ΔH (in H2O)
1	1	2	1	1.4140	3.2	2.00
2	3	4	1	0.9920	6.4	4.00
3	5	6	1	0.8930	8.0	5.00
4	7	8	1	0.8490	8.8	5.50
5	9	10	1	0.7000	12.8	8.00

Data Tabulation

Vstd (m3)	Qstd (x-axis)	$\sqrt{\Delta H \left(\frac{Pa}{Pstd} \right) \left(\frac{Tstd}{Ta} \right)}$ (y-axis)	Va	Qa (x-axis)	$\sqrt{\Delta H (Ta/Pa)}$ (y-axis)
0.9795	0.6927	1.4027	0.9957	0.7042	0.8928
0.9753	0.9832	1.9837	0.9914	0.9993	1.2626
0.9732	1.0898	2.2179	0.9892	1.1077	1.4117
0.9721	1.1450	2.3261	0.9881	1.1639	1.4806
0.9668	1.3811	2.8054	0.9827	1.4039	1.7856
QSTD	m=	2.04234	QA	m=	1.27888
	b=	-0.01435		b=	-0.00913
	r=	0.99993		r=	0.99993

Calculations

Vstd=	$\Delta Vol((Pa-\Delta P)/Pstd)(Tstd/Ta)$	Va=	$\Delta Vol((Pa-\Delta P)/Pa)$
Qstd=	$Vstd/\Delta Time$	Qa=	$Va/\Delta Time$
For subsequent flow rate calculations:			
Qstd= $1/m \left(\left(\sqrt{\Delta H \left(\frac{Pa}{Pstd} \right) \left(\frac{Tstd}{Ta} \right)} \right) - b \right)$		Qa= $1/m \left(\left(\sqrt{\Delta H (Ta/Pa)} \right) - b \right)$	

Standard Conditions

Tstd:	298.15 °K
Pstd:	760 mm Hg
Key	
ΔH: calibrator manometer reading (in H2O)	
ΔP: rootsmeter manometer reading (mm Hg)	
Ta: actual absolute temperature (°K)	
Pa: actual barometric pressure (mm Hg)	
b: intercept	
m: slope	

RECALIBRATION


US EPA recommends annual recalibration per 1998 40 Code of Federal Regulations Part 50 to 51, Appendix B to Part 50, Reference Method for the Determination of Suspended Particulate Matter in the Atmosphere, 9.2.17, page 30

Mettler-Toledo (Thailand) Ltd.
846/4 - 846/5 Lasalle Rd., Bangna Tai Sub-District
Bangna District, Bangkok 10260
+66 2723 0382
MT-TH.ServiceSupport@mt.com



Accuracy Calibration Certificate

Customer

Company: Environment Research & Technology Co., Ltd.
Address: 25/114 Moo 6, Soi Chinaket 1, Ngamwongwan Rd., Toongsonghong
City: Lakso Contact: Ramita Taengthai
Zip / Postal: 10210
State / Province: Bangkok
Order Number: 

Weighing Device

Manufacturer: Mettler Toledo Instrument Type: Weighing Instrument
Model: AB204-S Asset Number: ERTC-L-IN-0048
Serial No.: 1123103723 Terminal Model: N/A
Building: N/A Terminal Serial No.: N/A
Floor: 4 Terminal Asset No.: N/A
Room: 406

Range	Max. Capacity	Readability (d)
1	220 g	0.0001 g

Procedure



Calibration Guideline: EURAMET cg-18 v. 4.0 (11/2015)
METTLER TOLEDO Work Instruction: CP/W002/20

This calibration certificate contains measurements for As Found and As Left calibrations.

The sensitivity/span of the weighing instrument was adjusted before As Found and As Left calibrations with a built-in weight.

In accordance with EURAMET cg-18 (11/2015), the test loads were selected to reflect the specific use of the weighing device or to accommodate specific calibration conditions.

	Temperature		Humidity	
As Found	Start: 23.6 °C	End: 23.5 °C	Start: 34.6 %	End: 35.1 %
As Left	Start: 23.6 °C	End: 23.5 °C	Start: 35.0 %	End: 35.7 %

As Found Calibration Date: 17-Jan-2023
As Left Calibration Date: 17-Jan-2023
Issue Date: 19-Jan-2023
Calibrator: 
Chawalit Martsuloke
Approved Signatory: 
Technical Manager / Head of Calibration Center

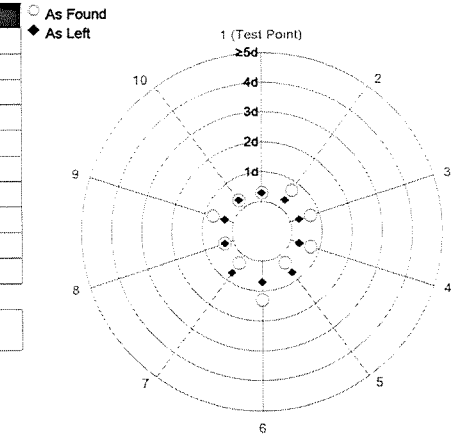
Measurement Results

Repeatability

Test Load: 100 g

	As Found	As Left
1	99.9992 g	100.0001 g
2	99.9991 g	100.0001 g
3	99.9991 g	100.0001 g
4	99.9991 g	100.0001 g
5	99.9992 g	100.0002 g
6	99.9993 g	100.0002 g
7	99.9992 g	100.0002 g
8	99.9992 g	100.0001 g
9	99.9991 g	100.0001 g
10	99.9992 g	100.0001 g

Standard Deviation	0.00007 g	0.00005 g
--------------------	-----------	-----------



The "d" in the graph represents the readability of the range/interval in which the test was performed.

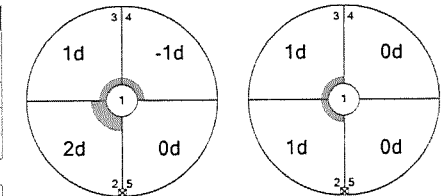
The results of this graph are based upon the absolute values of the differences from the mean value.

Eccentricity

Test Load: 100 g

Position	As Found	As Left
1	99.9991 g	100.0001 g
2	99.9993 g	100.0002 g
3	99.9992 g	100.0002 g
4	99.9990 g	100.0001 g
5	99.9991 g	100.0001 g

Maximum Deviation	0.0002 g	0.0001 g
-------------------	----------	----------



As Found

As Left

The "d" in the graph represents the readability of the range/interval in which the test was performed.

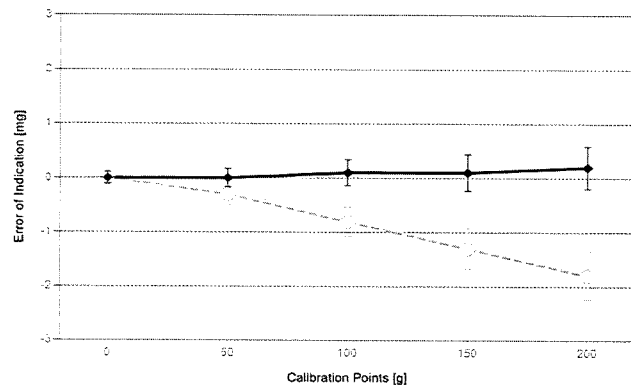
Error of Indication

As Found

	Reference Value	Indication	Error of Indication	Expanded Uncertainty	k
1	0.0000 g	0.0000 g	0.0000 g	0.15 mg	2
2	0.0500 g	0.0500 g	0.0000 g	0.16 mg	2
3	0.1000 g	0.0999 g	-0.0001 g	0.16 mg	2
4	0.5000 g	0.4999 g	-0.0001 g	0.16 mg	2
5	1.0000 g	1.0000 g	0.0000 g	0.16 mg	2
6	5.0000 g	5.0001 g	0.0001 g	0.16 mg	2
7	10.0000 g	10.0001 g	0.0001 g	0.17 mg	2
8	50.0000 g	49.9997 g	-0.0003 g	0.20 mg	2
9	100.0000 g	99.9992 g	-0.0008 g	0.27 mg	2
10	150.0000 g	149.9987 g	-0.0013 g	0.38 mg	2
11	200.0000 g	199.9982 g	-0.0018 g	0.44 mg	2

As Left

	Reference Value	Indication	Error of Indication	Expanded Uncertainty	k
1	0.0000 g	0.0000 g	0.0000 g	0.11 mg	2
2	0.0500 g	0.0500 g	0.0000 g	0.13 mg	2
3	0.1000 g	0.1000 g	0.0000 g	0.13 mg	2
4	0.5000 g	0.5000 g	0.0000 g	0.13 mg	2
5	1.0000 g	1.0000 g	0.0000 g	0.13 mg	2
6	5.0000 g	5.0001 g	0.0001 g	0.13 mg	2
7	10.0000 g	10.0000 g	0.0000 g	0.14 mg	2
8	50.0000 g	50.0000 g	0.0000 g	0.17 mg	2
9	100.0000 g	100.0001 g	0.0001 g	0.24 mg	2
10	150.0000 g	150.0001 g	0.0001 g	0.34 mg	2
11	200.0000 g	200.0002 g	0.0002 g	0.39 mg	2



○ As Found

◆ As Left

For improved legibility of the graphics only increasing measurement points are shown and measurement points close to zero are not displayed.

The uncertainty stated is the expanded uncertainty at calibration obtained by multiplying the standard combined uncertainty by the coverage factor k – which can be larger than 2 according to EURAMET cg-18. The value of the measurand lies within the assigned range of values with a probability of approximately 95%.

The user is responsible for maintaining environmental conditions and the settings of the weighing instrument when it was calibrated.

Test Equipment

All weights used for metrological testing are traceable to national or international standards. The weights were calibrated and certified by an accredited calibration laboratory.

Weight Set 1: OIML E2

Weight Set No.:	WS57	Date of Issue:	06-Jan-2022
Certificate Number:	177037	Calibration Due Date:	03-Jul-2023

Thermo Hygrometer

Equipment No.:	IN255	Date of Issue:	20-Jul-2022
Certificate Number:	22H1503	Calibration Due Date:	04-Jul-2023

Remarks

Equipment condition: Good
Next calibration according to customer's procedure
Calibration data not decide by calibration laboratory

End of Accredited Section

The information below and any attachments to this calibration certificate are not part of the accredited calibration.

Measurement Uncertainty of the Weighing Instrument in Use

Stated is the expanded uncertainty with $k=2$ in use. The formula shall be used for the estimation of the uncertainty under consideration of the errors of indication. The value R represents the net load indication in the unit of measure of the device.

Temperature coefficient for the evaluation of the measurement uncertainty in use: $3.0 \cdot 10^{-6} / K$

Temperature range on site for the evaluation of the measurement uncertainty in use: $3 K$

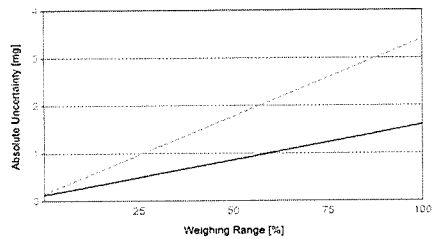
Linearization of Uncertainty Equation

Range			As Found	As Left
	d	Max		
1	0.0001 g	220 g	$U_1 = 0.16 \text{ mg} + 0.0147 \text{ mg/g} \cdot R$	$U_1 = 0.13 \text{ mg} + 0.00671 \text{ mg/g} \cdot R$

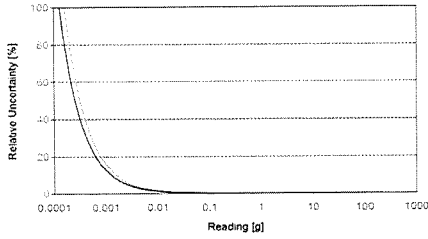
To optimize the stability of the linearization, besides of the zero load only increasing measurement points with a test load of 5% of the measurement range or larger are taken for the calculation of the linear equation.

Absolute and Relative Measurement Uncertainty in Use for Various Net Indications (Examples)

Net Indication	As Found		As Left	
0.0220 g	0.16 mg	0.73%	0.13 mg	0.59%
0.2200 g	0.16 mg	0.074%	0.13 mg	0.060%
2.2000 g	0.19 mg	0.0087%	0.14 mg	0.0066%
22.0000 g	0.48 mg	0.0022%	0.28 mg	0.0013%
220.0000 g	3.4 mg	0.0015%	1.6 mg	0.00073%



As Found



As Left

GWP®
Certificate



As Found



As Left



The weighing device meets the given process requirements.

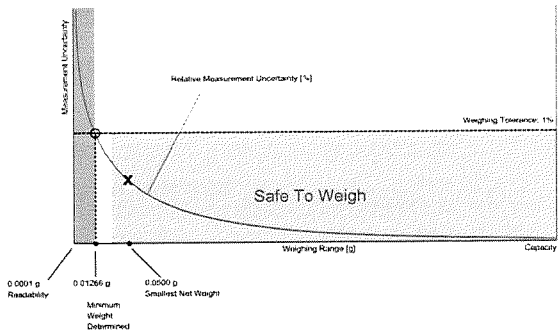
The weighing device meets the given process requirements.

Tests Performed: ☒ As Found ☒ As Left

Process Requirements

Weighing Tolerance: 1% | Smallest Net Weight: 0.0500 g | Safety Factor: 2

Safe Weighing Range



While the values in this graph reflect the actual calibration results, the measurement uncertainty curves are simply a visual representation. This graph reflects As Left testing, unless only As Found was performed.

Minimum Weight

As Found Minimum Weight Table

Minimum weights for different weighing tolerances and safety factors					
Tolerance	Safety Factor				
	1	2	3	5	10
0.1%	0.16012 g	0.32511 g	0.49518 g	0.85155 g	1.85026 g
0.2%	0.07947 g	0.16012 g	0.24199 g	0.40949 g	0.85155 g
0.5%	0.03165 g	0.06348 g	0.09550 g	0.16012 g	0.32511 g
1%	0.01580 g	0.03165 g	0.04754 g	0.07947 g	0.16012 g
2%	0.00789 g	0.01580 g	0.02372 g	0.03959 g	0.07947 g
5%	0.00316 g	0.00631 g	0.00947 g	0.01580 g	0.03165 g

✓ Pass: The determined minimum weight meets the requirement for the smallest net weight.

As Left Minimum Weight Table

Minimum weights for different weighing tolerances and safety factors					
Tolerance	Safety Factor				
	1	2	3	5	10
0.1%	0.12735 g	0.25642 g	0.38726 g	0.65440 g	1.35584 g
0.2%	0.06346 g	0.12735 g	0.19166 g	0.32162 g	0.65440 g
0.5%	0.02533 g	0.05073 g	0.07620 g	0.12735 g	0.25642 g
1%	0.01266 g	0.02533 g	0.03802 g	0.06346 g	0.12735 g
2%	0.00633 g	0.01266 g	0.01899 g	0.03168 g	0.06346 g
5%	0.00253 g	0.00506 g	0.00759 g	0.01266 g	0.02533 g

✓ Pass: The determined minimum weight meets the requirement for the smallest net weight.

At these net minimum weight values, the measurement uncertainty of the weighing device is equal to or less than 1/1 (no safety factor), 1/2, 1/3, 1/5, or 1/10 of the required tolerance. The values are calculated with $k = 2$ and based on the linear formula of the measurement uncertainty of the weighing device in use.

The safety factor for As Found is always 1. This implies no safety factor. As Found testing looks at the behavior of the instrument from the past until test occurred. For the past, it is necessary to know that the tolerance was met, but not the safety factor. The safety factor is a proactive measure to apply for future measurements.

Notes on minimum weight values in above table:

1. If "N/A" is shown above, no appropriate value could be calculated.
2. METTLER TOLEDO is not responsible for the definition of the process requirements.

Measurement Results

Results Summary

	Repeatability	Eccentricity	Error of Indication
As Found	✓	✓	✓
As Left	✓	✓	✓

✓ = Passed

✗ = Failed

! = Safety Factor not met

Repeatability

Test Load: 100 g

Tolerance	Control Limit	As Found		As Left	
		Std. Deviation	Result	Std. Deviation	Result
0.1%	N/A	0.00007 g*	N/A	0.00005 g*	N/A
0.2%	0.00005 g		✗		!
0.5%	0.00013 g		✓		✓
1%	0.00025 g		✓		✓
2%	0.00050 g		✓		✓
5%	0.00125 g		✓		✓

*The calculated standard deviation value is below the rounding error of the balance. The $0.41 \cdot d$ rule is used for the assessment of this repeatability test and the calculation of the minimum weight.

The weighing tolerance is met if the standard deviation is less than or equal to the corresponding control limit.

Eccentricity

Test Load: 100 g

Tolerance	Control Limit	As Found		As Left	
		Deviation	Result	Deviation	Result
0.1%	0.0500 g	0.0002 g	✓	0.0001 g	✓
0.2%	0.1000 g		✓		✓
0.5%	0.2500 g		✓		✓
1%	0.5000 g		✓		✓
2%	1.0000 g		✓		✓
5%	2.5000 g		✓		✓

The weighing tolerance is met if the deviation is less than or equal to the corresponding control limit.

Error of Indication

As Found

		Control limits for various weighing tolerances					
Reference Value	Error	0.1%	0.2%	0.5%	1%	2%	5%
0.0000 g	0.0000 g	N/A	N/A	N/A	N/A	N/A	N/A
50.0000 g	-0.0003 g	0.0250 g	0.0500 g	0.1250 g	0.2500 g	0.5000 g	1.2500 g
100.0000 g	-0.0008 g	0.0500 g	0.1000 g	0.2500 g	0.5000 g	1.0000 g	2.5000 g
150.0000 g	-0.0013 g	0.0750 g	0.1500 g	0.3750 g	0.7500 g	1.5000 g	3.7500 g
200.0000 g	-0.0018 g	0.1000 g	0.2000 g	0.5000 g	1.0000 g	2.0000 g	5.0000 g
Result		✓	✓	✓	✓	✓	✓

As Left

		Control limits for various weighing tolerances					
Reference Value	Error	0.1%	0.2%	0.5%	1%	2%	5%
0.0000 g	0.0000 g	N/A	N/A	N/A	N/A	N/A	N/A
50.0000 g	0.0000 g	0.0250 g	0.0500 g	0.1250 g	0.2500 g	0.5000 g	1.2500 g
100.0000 g	0.0001 g	0.0500 g	0.1000 g	0.2500 g	0.5000 g	1.0000 g	2.5000 g
150.0000 g	0.0001 g	0.0750 g	0.1500 g	0.3750 g	0.7500 g	1.5000 g	3.7500 g
200.0000 g	0.0002 g	0.1000 g	0.2000 g	0.5000 g	1.0000 g	2.0000 g	5.0000 g
Result		✓	✓	✓	✓	✓	✓

The weighing tolerance is met if the error (of indication) for each test point is less than or equal to the corresponding control limit for that particular weighing tolerance. Results at or close to the zero point cannot be assessed.

Calibration Data of NOx Analyzer

Analyzer Performance Test

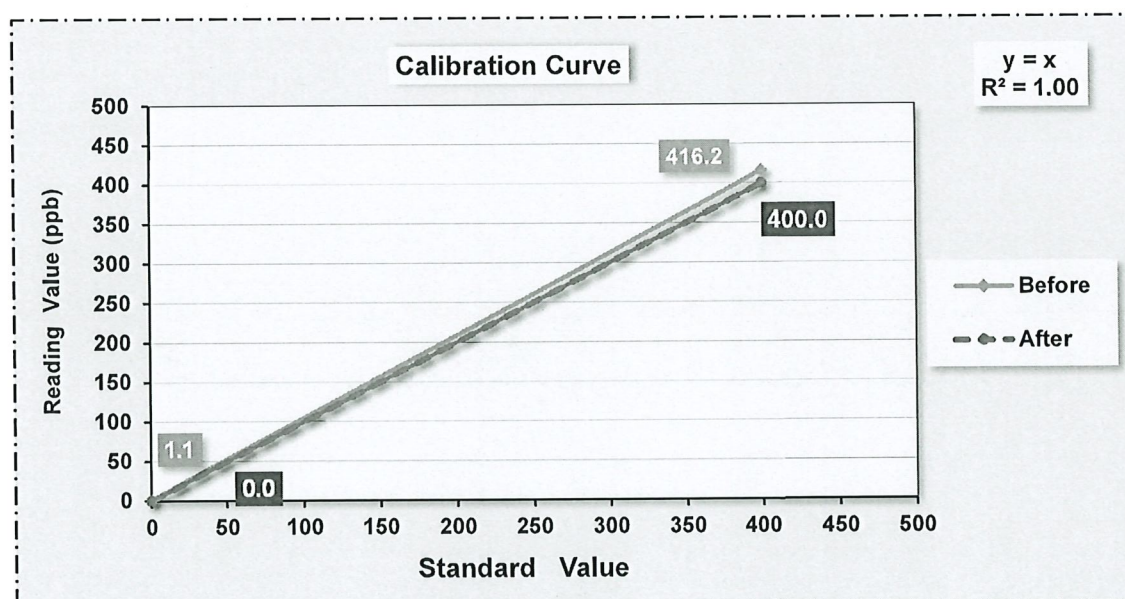
Equipment	Gas Analyzer (NOx)	Customer Name	โพธิ์เทียม คอนซัลแตนต์
Manufacture	API	Location	Envi Research
Model	200A	Quotation	2022-01328
Serial No.	1051	Calibration Date	May 2, 2023
Analyzer Unit	ppb	Time	11:22 AM

Instruments for Calibration

Instruments	Manufacture	Model	Serial Number
Zero Air Supply	Thermo Env.	111	0700419829
Dynamic Dilution Calibrator	Tanabyte	300	0165
Standard Gas Components	CO = 4,516 ppm		
Cylinder No : EB0123013	NO = 55.3 ppm		
Expire Date : Oct 22, 2027	SO ₂ = 54.9 ppm		

Single Point Calibration

Standard Gas	Standard Gas Value	Analyzer Value								% Abs Error
		NO _x (ppb)		NO (ppb)		NO ₂ (ppb)		Stability		
		Before	After	Before	After	Before	After	Before	After	
Zero	0	3.9	0.0	1.1	0.0	2.8	0.0	-	-	-
Span	400	419.3	405.0	416.2	400.0	3.1	5.0	-	-	4.1



STATUS TEST AND VALIDATION OF NO_x ANALYZER MODEL 200A

Parameter	Display As	Unit	Observed Value		Nominal Range
			Before Adjust	After Adjust	
Range	RANGE	ppb	500	500	0 - 500 standard
Stability	STABIL	ppb	2.30	0.20	< 2 with zero air
Sample Flow	SAMP FL	cc / min	519.00	524.00	500 +/- 50
Ozone Flow	OZONE FL	cc / min	81.00	81.00	80 +/- 10
PMT signal	PMT	mV	43.60	80.80	0 to 5,000
Auto - Zero	AZERO	mV	39.3	40.5	-20 to 150
High Voltage Power Supply	HVPS	V	777.00	777.00	450 to 900
Reaction Cell Temperature	RCELL TEMP	°C	50.20	49.90	50 +/- 1
Box Temperature	BOX TEMP	°C	35.00	35.10	Ambient temp.+3 / -7
PMT Temperature	PMT TEMP	°C	7.00	7.00	7 +/- 1
Converter Temperature	MOLY TEMP	°C	314.90	314.10	315 +/- 5
Reaction Cell Pressure	RCEL	In - Hg - A	7.40	7.40	2 to 10 (Constant)
Sample Pressure	SAMP	In - Hg - A	30.50	30.10	Ambient - 1 (Constant)
NO _x Slope	NO _x SLOPE	-	1.174	1.066	1.000 +/- 0.300
NO _x Offset	NO _x OFFSET	mV	-3.70	-3.70	0 +/- 20
NO Slope	NO SLOPE	-	1.156	1.048	1.000 +/- 0.300
NO Offset	NO OFFSET	mV	-3.60	-3.60	0 +/- 20

Calibrate By :

Pan pan
(MR.PANUPON PODANG)
May 2, 2023



Checked By :

Sutap
(MS.SUTATIP IM-NOI)
May 2, 2023

Calibration Data of NOx Analyzer

Analyzer Performance Test

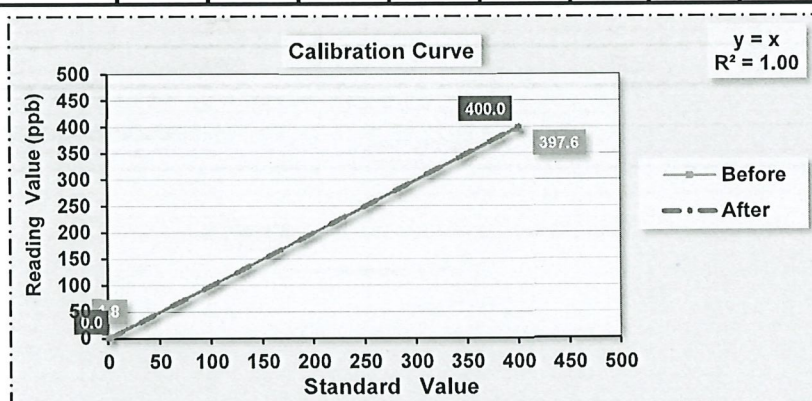
Equipment	Gas Analyzer (NOx)	Customer Name	โพธิ์เพียร คอนซัลแตนต์
Manufacture	HORIBA	Location	Envi Research
Model	APNA-360	Quotation	2022-01328
Serial No.	8517870114	Calibration Date	May 2, 2023
Analyzer Unit	ppm	Time	11:08 AM

Instruments for Calibration

Instruments	Manufacture	Model	Serial Number
Zero Air Supply	Thermo Env.	111	0700419829
Dynamic Dilution Calibrator	Tanabyte	300	0165
Standard Gas Components	CO = 4,516 ppm		
Cylinder No : EB0123013	NO = 55.3 ppm		
Expire Date : Oct 22, 2027	SO ₂ = 54.9 ppm		

Single Point Calibration

Standard Gas	Standard Gas Value	Analyzer Value								% Abs Error
		NO _x (ppb)		NO (ppb)		NO ₂ (ppb)		Stability		
		Before	After	Before	After	Before	After	Before	After	
Zero	0	1.9	0.0	1.8	0.0	0.1	0.0	-	-	-
Span	400	397.8	400.0	397.6	400.0	0.2	0.0	-	-	0.6



STATUS TEST AND VALIDATION OF NOx ANALYZER MODEL APNA-360

Parameter	Unit	Observed Value		Nominal Range
		Before Adjust	After Adjust	
Range	ppm	0.5	0.5	0.1 - 1.0 Standard
Signal NO	mV	7.4	7.9	Voltage of the measured NO value
Signal NOx	mV	30.4	28.6	Voltage of the measured NOx value
Detector	kPa	62.1	62.0	(Present Air Pressure/101.3 x 100 - 20) ± 4
Sample Flow	LPM	1.2	1.2	1.1 ± 0.3
NO Slope	-	1.00000	1.01200	0.50000 - 2.0000
NOx Slope	-	1.00000	1.00820	0.50000 - 2.0000
Motherboard Status	-	OK	OK	OK
Alarm Detected	-	None	None	None

Calibrate By :

Panpun
(MR.PANUPON PODANG)
May 2, 2023



Checked By :

Sutap
(MS.SUTATIP IM-NOI)
May 2, 2023

Calibration Data of NOx Analyzer

Analyzer Performance Test

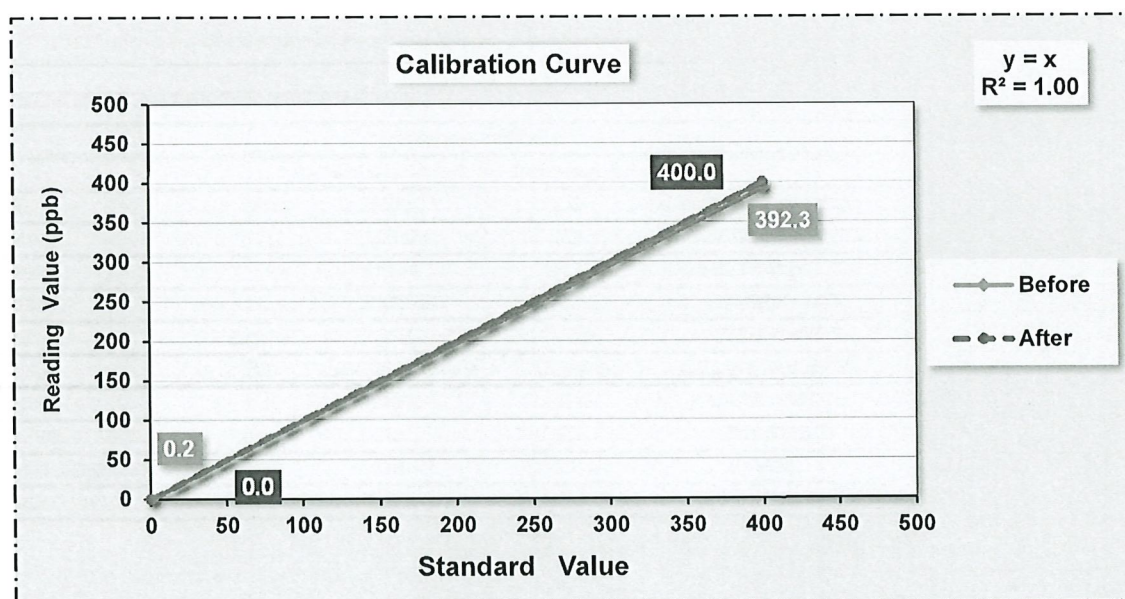
Equipment	Gas Analyzer (NOx)	Customer Name	โพธิ์เทียมร์ คอนซัลแตนต์
Manufacture	API	Location	Envi Research
Model	200A	Quotation	2022-01328
Serial No.	2119	Calibration Date	May 2, 2023
Analyzer Unit	ppb	Time	11:17 AM

Instruments for Calibration

Instruments	Manufacture	Model	Serial Number
Zero Air Supply	Thermo Env.	111	0700419829
Dynamic Dilution Calibrator	Tanabyte	300	0165
Standard Gas Components	CO = 4,516 ppm		
Cylinder No : EB0123013	NO = 55.3 ppm		
Expire Date : Oct 22, 2027	SO ₂ = 54.9 ppm		


Single Point Calibration

Standard Gas	Standard Gas Value	Analyzer Value								% Abs Error
		NO _x (ppb)		NO (ppb)		NO ₂ (ppb)		Stability		
		Before	After	Before	After	Before	After	Before	After	
Zero	0	-0.4	0.0	0.2	0.0	-0.6	0.0	-	-	-
Span	400	393.6	405.0	392.3	400.0	1.3	5.0	-	-	1.9



STATUS TEST AND VALIDATION OF NO_x ANALYZER MODEL 200A

Parameter	Display As	Unit	Observed Value		Nominal Range
			Before Adjust	After Adjust	
Range	RANGE	ppb	500	500	0 - 500 standard
Stability	STABIL	ppb	2.60	0.20	< 2 with zero air
Sample Flow	SAMP FL	cc / min	452.00	450.00	500 +/- 50
Ozone Flow	OZONE FL	cc / min	77.00	77.00	80 +/- 10
PMT signal	PMT	mV	44.70	48.00	0 to 5,000
Auto - Zero	AZERO	mV	23.9	23.9	-20 to 150
High Voltage Power Supply	HVPS	V	835.00	835.00	450 to 900
Reaction Cell Temperature	RCELL TEMP	°C	50.30	50.00	50 +/- 1
Box Temperature	BOX TEMP	°C	37.00	37.10	Ambient temp.+3 / -7
PMT Temperature	PMT TEMP	°C	6.80	6.80	7 +/- 1
Converter Temperature	MOLY TEMP	°C	314.40	314.30	315 +/- 5
Reaction Cell Pressure	RCEL	In - Hg - A	10.00	10.00	2 to 10 (Constant)
Sample Pressure	SAMP	In - Hg - A	29.40	29.20	Ambient - 1 (Constant)
NO _x Slope	NO _x SLOPE	-	1.180	1.234	1.000 +/- 0.300
NO _x Offset	NO _x OFFSET	mV	-5.10	-5.10	0 +/- 20
NO Slope	NO SLOPE	-	1.176	1.200	1.000 +/- 0.300
NO Offset	NO OFFSET	mV	-1.90	-1.90	0 +/- 20



Calibrate By :

Panpa
(MR.PANUPON PODANG)

May 2, 2023

Checked By :

Sutap
(MS.SUTATIP IM-NOI)

May 2, 2023

Calibration Data of SO₂ Analyzer

Analyzer Performance Test

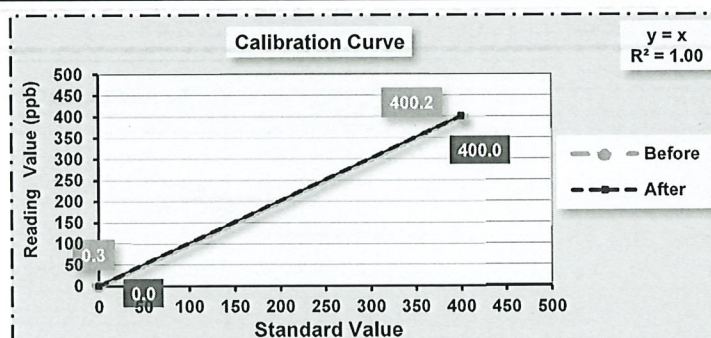
Equipment	Gas Analyzer (SO ₂)	Customer Name	โพธิ์เกียรติ์ คอนซัลแตนต์
Manufacture	Horiba	Location	Envi Research
Model	APSA-370	Quotation	2022-01328
Serial No.	JH9GS3FU	Calibration Date	May 2, 2023
Analyzer Unit	ppb	Time	1:47 PM

Instruments for Calibration

Instruments	Manufacture	Model	Serial Number
Zero Air Supply	Thermo Env.	111	0700419829
Dynamic Dilution Calibrator	Tanabyte	300	0165
Standard Gas Components	CO = 4,516 ppm		
Cylinder No : EB0123013	NO = 55.3 ppm		
Expire Date : Oct 22, 2027	SO ₂ = 54.9 ppm		

Single Point Calibration

Standard Gas	Standard Gas Value	Analyzer Value (ppb)		Stability		% Abs Error
		Before	After	Before	After	
Zero	0	0.3	0.0	-	-	-
Span	400	400.2	400.0	-	-	0.0



STATUS TEST AND VALIDATION OF SO₂ ANALYZER MODEL APSA-370

Parameter	Unit	Observed Value		Nominal Range
		Before Adjust	After Adjust	
Range	ppb	500	500	0 - 500 Standard
Signal (SO ₂)	mV	3.6	3	Voltage of the measured SO ₂ value
LAMP	mV	272.4	272.4	200 mV - 1200 mV
CELL	°C	38.7	38.8	Ambient temperature + 5 °C - 15 °C
PUMP	Kpa	44.0	44.0	65 kPa or less
AMBIENT	kPa	100.7	10.7	Current atmospheric pressure
DC 24V	V	23.9	23.9	24 V ±0.5 V
DC 5V	V	5.0	5.0	5 V ±0.5 V

Calibrate By :

Panupon
(MR.PANUPON PODANG)
May 2, 2023

Checked By :

Suttip
(MS.SUTATIP IM-NOI)
May 2, 2023

Calibration Data of SO₂ Analyzer

Analyzer Performance Test

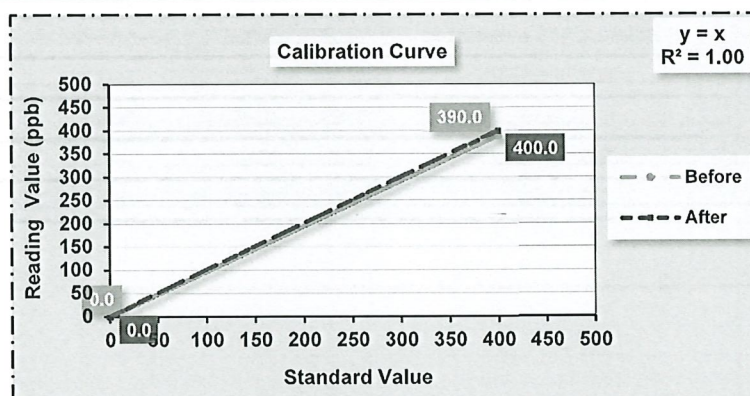
Equipment	Gas Analyzer (SO ₂)	Customer Name	โพธิ์เกียรติ์ คอนซัลแตนต์
Manufacture	Thermo	Location	Envi Research
Model	43C	Quotation	2022-01328
Serial No.	64389-343/2	Calibration Date	May 2, 2023
Analyzer Unit	ppb	Time	6:19 PM

Instruments for Calibration

Instruments	Manufacture	Model	Serial Number
Zero Air Supply	Thermo Env.	111	0700419829
Dynamic Dilution Calibrator	Tanabyte	300T	0172
Standard Gas Components	CO = 4,516 ppm		
Cylinder No : EB0123013	NO = 55.3 ppm		
Expire Date : Oct 22, 2027	SO ₂ = 54.9 ppm		

Single Point Calibration

Standard Gas	Standard Gas Value	Analyzer Value (ppb)		Stability		% Abs Error
		Before	After	Before	After	
Zero	0	0.0	0.0	-	-	-
Span	400	390.0	400.0	-	-	2.5




STATUS TEST AND VALIDATION OF SO₂ ANALYZER MODEL 43C

Parameter	Display As	Unit	Observed Value		Nominal Range
			Before Adjust	After Adjust	
Range	RANGE	ppb	500	500	0 - 500 standard
Internal Temperature	INTERNAL	°C	36.9	36.7	8.0 °C to 47.0 °C
Chamber Temp	CHAMBER	°C	45.3	45.3	43.0 °C to 47.0 °C
Pressure	PRESSURE	mmHg	715.1	714.3	400.0 to 1,000
Sample Flow	SAMP FLOW	LPM	0.334	0.353	0.350 to 1.000
Lamp Intensity	INTENSITY	Hz	24,249	24,012	20,000 to 50,000
Lamp Voltage	LAMP VOLTAGE	V	900	903	750 to 1,200
SO ₂ Concentration	SO ₂ CONCENTRATION	ppb	1.8	3.6	0 to 10,000
Motherboard Status	MOTHERBOARD STATUS	-	OK	OK	OK
Interface Status	INTERFACE STATUS	-	OK	OK	OK

Calibrate By :

(MR.PANUPON PODANG)
May 2, 2023



Checked By :

(MS.SUTATIP IM-NOI)
May 2, 2023

Signature of Sutatip

Calibration Data of SO₂ Analyzer

Analyzer Performance Test

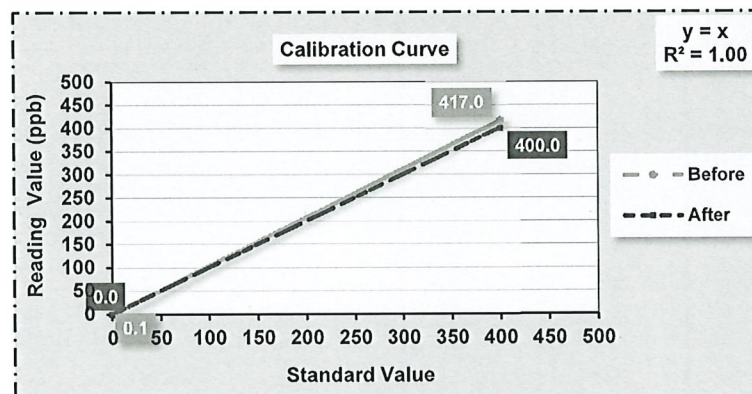
Equipment	Gas Analyzer (SO ₂)	Customer Name	โพธิ์เกียรติ์ คอนซัลแตนต์
Manufacture	Thermo	Location	Envi Research
Model	43C	Quotation	2022-01328
Serial No.	0611116460	Calibration Date	May 2, 2023
Analyzer Unit	ppb	Time	1:20 PM

Instruments for Calibration

Instruments	Manufacture	Model	Serial Number
Zero Air Supply	Thermo Env.	111	0700419829
Dynamic Dilution Calibrator	Tanabyte	300T	0172
Standard Gas Components	CO = 4.516 ppm		
Cylinder No : EB0123013	NO = 55.3 ppm		
Expire Date : Oct 22, 2027	SO ₂ = 54.9 ppm		

Single Point Calibration

Standard Gas	Standard Gas Value	Analyzer Value (ppb)		Stability		% Abs Error
		Before	After	Before	After	
Zero	0	0.1	0.0	-	-	-
Span	400	417.0	400.0	-	-	4.3




STATUS TEST AND VALIDATION OF SO₂ ANALYZER MODEL 43C

Parameter	Display As	Unit	Observed Value		Nominal Range
			Before Adjust	After Adjust	
Range	RANGE	ppb	500	500	0 - 500 standard
Internal Temperature	INTERNAL	°C	35.5	35.5	8.0 °C to 47.0 °C
Chamber Temp	CHAMBER	°C	44.5	45.5	43.0 °C to 47.0 °C
Pressure	PRESSURE	mmHg	735.2	734.5	400.0 to 1,000
Sample Flow	SAMP FLOW	LPM	1.083	1.082	0.350 to 1.000
Lamp Intensity	INTENSITY	Hz	23,927	23,449	20,000 to 50,000
Lamp Voltage	LAMP VOLTAGE	V	848	849	750 to 1,200
SO ₂ Concentration	SO ₂ CONCENTRATION	ppb	2.6	2.3	0 to 10,000
Motherboard Status	MOTHERBOARD STATUS	-	OK	OK	OK
Interface Status	INTERFACE STATUS	-	OK	OK	OK

Calibrate By :

(MR.PANUPON PODANG)
May 2, 2023



Checked By :

(MS.SUTATIP IM-NOI)
May 2, 2023

Calibration Data of CO Analyzer

Analyzer Performance Test

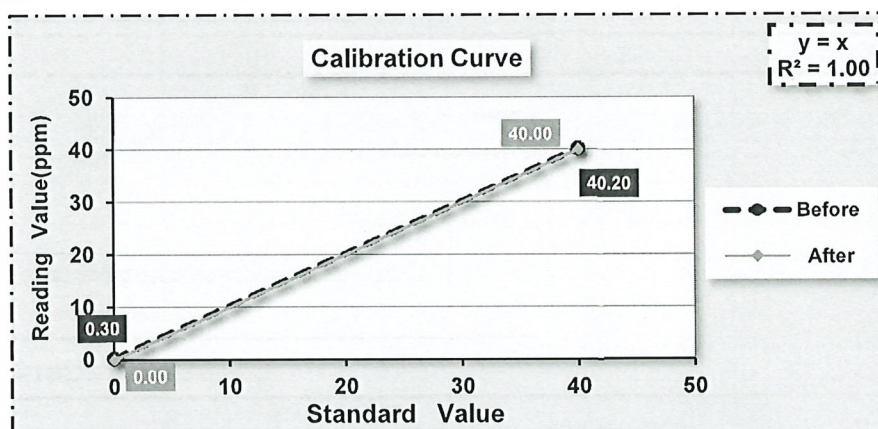
Equipment	Gas Analyzer (CO)	Customer Name	โพธิ์เกียรติ์ คอนซัลแตนต์
Manufacture	HORIBA	Location	Envi Research
Model	APMA-370	Quotation	2022-01328
Serial No.	WNTLD9N8	Calibration Date	May 2, 2023
Analyzer Unit	ppm	Time	1:47 PM

Instruments for Calibration

Instruments	Manufacture	Model	Serial Number
Zero Air Supply	Thermo Env.	111	0700419829
Dynamic Dilution Calibrator	Tanabyte	300	0165
Standard Gas Components	CO = 4,516 ppm		
Cylinder No : EB0123013	NO = 55.3 ppm		
Expire Date : Oct 22, 2027	SO ₂ = 54.9 ppm		

Single Point Calibration

Standard Gas	Standard Gas Value	Analyzer Value (ppm)		Stability		% Abs Error
		Before	After	Before	After	
Zero	0	0.30	0.00	-	-	-
Span	40	40.20	40.00	-	-	0.50



STATUS TEST AND VALIDATION OF CO ANALYZER MODEL APMA-370

Parameter	Unit	Observed Value		Nominal Range
		Before Adjust	After Adjust	
SIGNAL(MAIN)	mV	0.5	0.2	Voltage of the measured CO Value
SIGNAL (COMP)	mV	5.6	3.4	Voltage of the interference component Value
CELL	°C	32.7	32.7	Ambient + (5 to 10 C)
PUMP	kpa	49.9	49.9	less than 65
AMBIENT	kpa	101.1	101.0	Atmospheric pressure
DC 24V	mV	24.0	24.0	24+/- 0.5 V
DC 5V	mV	4.9	4.9	5+/- 0.5 V

Calibrate By :

(MR.PANUPON PODANG)

May 2, 2023

Checked By :

(MS.SUTATIP IM-NOI)

May 2, 2023

Calibration Data of CO Analyzer

Analyzer Performance Test

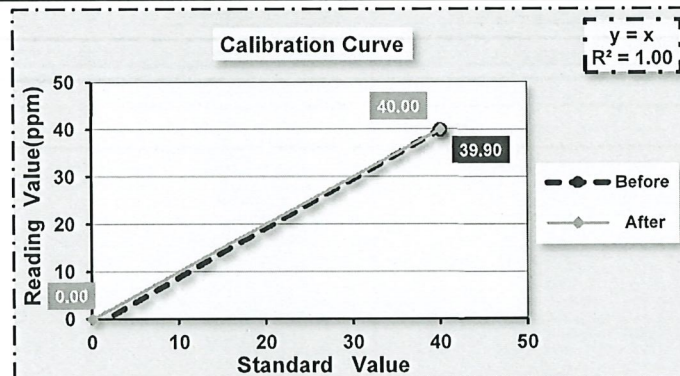
Equipment	Gas Analyzer (CO)	Customer Name	โพธิ์เหี้ยร์ คอนซัลแตนต์
Manufacture	HORIBA	Location	Envi Research
Model	APMA-360 CE	Quotation	2022-01328
Serial No.	41346760054	Calibration Date	May 2, 2023
Analyzer Unit	ppm	Time	2:56 PM

Instruments for Calibration

Instruments	Manufacture	Model	Serial Number
Zero Air Supply	Thermo Env.	111	0700419829
Dynamic Dilution Calibrator	Tanabyte	300T	0172
Standard Gas Components	CO = 4,516 ppm		
Cylinder No : EB0123013	NO = 55.3 ppm		
Expire Date : Oct 22, 2027	SO ₂ = 54.9 ppm		

Single Point Calibration

Standard Gas	Standard Gas Value	Analyzer Value (ppm)		Stability		% Abs Error
		Before	After	Before	After	
Zero	0	-1.56	0.00	-	-	-
Span	40	39.90	40.00	-	-	0.25



STATUS TEST AND VALIDATION OF CO ANALYZER MODEL APMA-360CE

Parameter	Unit	Observed Value		Nominal Range
		Before Adjust	After Adjust	
SIGNAL (MAIN)	mV	0.5	0.4	Voltage of the measured CO Value
SIGNALI (COMP)	mV	3.5	3	Voltage of the interference component Value
CELL	°C	38.1	38.4	Ambient + (5 to 15 °C)
SAMPLE	L/min	1.5	1.5	1 L/min to 2 L/min
OVER FLOW	LPM	0.0	0.0	< 1.2

Calibrate By :

(MR.PANUPON PODANG)
May 2, 2023



Checked By :

(MS.SUTATIP IM-NOI)
May 2, 2023

Calibration Data of CO Analyzer

Analyzer Performance Test

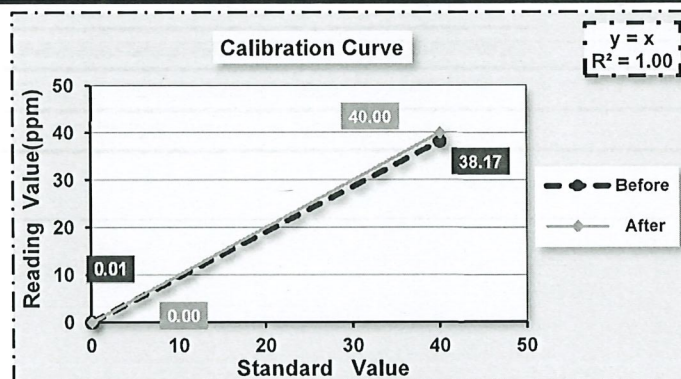
Equipment	Gas Analyzer (CO)	Customer Name	โพธิ์เตี้ยร์ คอนซัลแตนต์
Manufacture	HORIBA	Location	Envi Research
Model	APMA-360 CE	Quotation	2022-01328
Serial No.	577274012	Calibration Date	May 2, 2023
Analyzer Unit	ppm	Time	2:56 PM

Instruments for Calibration

Instruments	Manufacture	Model	Serial Number
Zero Air Supply	Thermo Env.	111	0700419829
Dynamic Dilution Calibrator	Tanabyte	300T	0172
Standard Gas Components	CO = 4,516 ppm		
Cylinder No : EB0123013	NO = 55.3 ppm		
Expire Date : Oct 22, 2027	SO ₂ = 54.9 ppm		

Single Point Calibration

Standard Gas	Standard Gas Value	Analyzer Value (ppm)		Stability		% Abs Error
		Before	After	Before	After	
Zero	0	0.01	0.00	-	-	-
Span	40	38.17	40.00	-	-	4.58



STATUS TEST AND VALIDATION OF CO ANALYZER MODEL APMA-360CE

Parameter	Unit	Observed Value		Nominal Range
		Before Adjust	After Adjust	
SIGNAL (MAIN)	mV	6	7.3	Voltage of the measured CO Value
SIGNALI (COMP)	mV	0.6	0.4	Voltage of the interference component Value
CELL	°C	34.7	34.1	Ambient + (5 to 15 °C)
SAMPLE	L/min	2.0	1.9	1 L/min to 2 L/min
OVER FLOW	LPM	0.0	0.0	< 1.2

Calibrate By :

(MR.PANUPON PODANG)
May 2, 2023

Checked By :

(MS.SUTATIP IM-NOI)
May 2, 2023

CERTIFICATE OF ANALYSIS

Grade of Product: EPA Protocol

Part Number:	E04NI99E15A0292	Reference Number:	160-401604495-1
Cylinder Number:	EB0123013	Cylinder Volume:	144.4 Cubic Feet
Laboratory:	124 - Plumsteadville - PA	Cylinder Pressure:	2015 PSIG
PGVP Number:	A12019	Valve Outlet:	660
Gas Code:	CO,NO,NOX,SO2,BALN	Certification Date:	Oct 22, 2019

Expiration Date: Oct 22, 2027

Certification performed in accordance with "EPA Traceability Protocol for Assay and Certification of Gaseous Calibration Standards (May 2012)" document EPA 600/R-12/531, using the assay procedures listed. Analytical Methodology does not require correction for analytical interference. This cylinder has a total analytical uncertainty as stated below with a confidence level of 95%. There are no significant impurities which affect the use of this calibration mixture. All concentrations are on a volume/volume basis unless otherwise noted.

Do Not Use This Cylinder below 100 psig, i.e. 0.7 megapascals.

ANALYTICAL RESULTS					
Component	Requested Concentration	Actual Concentration	Protocol Method	Total Relative Uncertainty	Assay Dates
NOX	55.00 PPM	55.27 PPM	G1	+/- 0.8% NIST Traceable	10/14/2019, 10/22/2019
NITRIC OXIDE	55.00 PPM	55.27 PPM	G1	+/- 0.8% NIST Traceable	10/14/2019, 10/22/2019
SULFUR DIOXIDE	55.00 PPM	54.93 PPM	G1	+/- 0.9% NIST Traceable	10/14/2019, 10/22/2019
CARBON MONOXIDE	4500 PPM	4516 PPM	G1	+/- 0.6% NIST Traceable	10/14/2019
NITROGEN	Balance				

CALIBRATION STANDARDS					
Type	Lot ID	Cylinder No	Concentration	Uncertainty	Expiration Date
NTRM	13010429	KAL004123	97.6 PPM NITRIC OXIDE/NITROGEN	+/- 0.8%	Jul 23, 2025
NTRM	13010429	KAL004123	97.6 PPM NOx/NITROGEN	+/- 0.8%	Jul 23, 2025
NTRM	16010235	KAL004419	97.69 PPM SULFUR DIOXIDE/NITROGEN	+/- 0.8%	Dec 23, 2021
NTRM	08012318	KAL004620	4857 PPM CARBON MONOXIDE/NITROGEN	+/- 0.6%	Jun 07, 2024

ANALYTICAL EQUIPMENT		
Instrument/Make/Model	Analytical Principle	Last Multipoint Calibration
MKS FTIR - CO - 000928781	FTIR	Sep 26, 2019
MKS FTIR - NO - 000928781	FTIR	Oct 18, 2019
MKS FTIR - NOx - 000928781	FTIR	Oct 18, 2019
MKS FTIR - SO2 - 000928781	FTIR	Oct 03, 2019

Triad Data Available Upon Request

NOTES: Gross Weight: 28.0 Kg, Net Weight: 4.6 Kg.



[Signature]
Approved for Release

Sound Level Meter Calibration Report

Support Equipment Type : Sound Level Calibrator

Manufacture : BSWA TECH

Model : CAL200

Serial No. : 5652

Range of Calibrator

- Sound Pressure Level : 93.5 dB.

- **Frequency** : 1,000 Hz.

Calibrated By : Mr.Arnon Kuanhanghong

Calibration Date : May 8, 2023

Customer Name : บริษัท โพรเทียร์ คอนซัลแตนต์ จำกัด: โครงการ อาคารอยู่อาศัยสวัสดิการสำหรับพนักงานหญิง
(ปราจีนบุรี) ของบริษัท หงษ์ชิง สตีล (ไทยแลนด์) จำกัด

[illegible]

Checked By

.....
Mr. Prayun Detkla
Technician

Approved By

Sutap?

.....

Ms.Sutap Im-noi
Environmental Scientist



THAILAND INSTITUTE OF SCIENTIFIC AND TECHNOLOGICAL RESEARCH (TISTR)

Request No. 21-65/0605

MTC No. EEL. BP. 99/0665

CALIBRATION CERTIFICATE

Submitted by : Environment Research & Technology Co., Ltd.
Address : 25/114 Moo 6, Soi Chinaket 1, Ngamwongwan Rd., Toongsonghong, Laksi, Bangkok 10210.
Calibrated at : Electrical and Electronic Standards Laboratory, Industrial Metrology and Testing Service Centre.
: Soi 1C, Bangpoo Industrial Estate, Sukhumvit Rd., Muang, Samutprakan 10280.

Instrument Calibrated :	Ambient Environment
Description : Precision Acoustic Calibrator	Temperature : (23 ± 3) °C
Manufacturer : Larson Davis	Relative Humidity : (50 ± 15) %
Model : CAL200	Ambient Pressure : (101.325 ± 1.500) kPa
Serial No. : 5652	

Standards used : 1. Digital Function Synthesizer NF Electronic DF-193A S/N 122037.
2. Measuring Amplifier Bruel&Kjaer 2636 S/N 1537484.
3. Programmable Attenuator Tamagawa TPA-303A S/N OF 2214.
4. Digital Multimeter Agilent 34401A S/N MY44005560.
5. Pressure Transmitter Vaisala PTB202AD S/N T0650001.
6. Audio Analyzer Panasonic VP-7722A S/N 041477D122.
7. Condenser Microphone Bruel&Kjaer 4180 S/N 2633526.

Calibration Procedure: CP-102-04 based on IEC 60942-2003. The sound pressure level of instrument was measured by standard microphone using an insert voltage technique.

This instrument has been calibrated against standards maintained at Electrical and Electronic Standards Laboratory (EEL), which are traceable to the International System of Units through the National Institute of Metrology (Thailand).

The information on actual reading is attached herewith and the uncertainty limits quoted refer to the measured values only.

Date of Receipt : 29 Jun. 2022

Date of Calibration : 5 Jul. 2022

1 / 3

N. M. P. 2022

The results relate only to the items tested/calibrated or value assigned.

Advertising the Report/Certificate and publicity of the results except in full are prohibited unless written permission is obtained from the governor of TISTR.

FM.BL.MTC.002 Rev.4

Head Office
35 Mu 3 Tambon Khlong Ha, Amphoe Khlong Luang,
Changwat Pathumthani 12120, Thailand
Tel. (66) 0 2577 9000
Fax. (66) 0 2577 9009
E-mail : rumpai@tistr.or.th Website:www.tistr.or.th

Office/Laboratory
Soi 1C, Bangpoo Industrial Estate, Sukhumvit Road,
Amphoe Muang, Changwat Samutprakan 10280, Thailand
Tel. (66) 0 2323 1672-80 ext. 115, 116
Fax. (66) 0 2323 9165
E-mail : mtc@tistr.or.th

Office
196 Phahonyothin Road, Chatuchak, Bangkok 10900,
Thailand
Tel. (66) 0 2579 1121-30 ext. 5219, 5225, 5217
Fax. (66) 0 2579 8592
E-mail : sumalee@tistr.or.th



THAILAND INSTITUTE OF SCIENTIFIC AND TECHNOLOGICAL RESEARCH (TISTR)

Request No. 21-65/0605

MTC No. EEL. BP. 99/0665

The reported expanded uncertainty is based upon a standard uncertainty multiplied by a coverage factor k = 2, providing a level of confidence of approximately 95%.

Nominal Output of Unit Under Test = 94 dB re 20µPa at 1000 Hz

Acoustic Output in dB re 20µPa, Corrected to Reference Conditions: 101.325 kPa, 23.0 °C and 50 %RH.

1. Sound Pressure Level

Standard Microphone Type	Measured Sound Pressure Level (dB)	Deviated value (dB)	Uncertainty (dB)	Tolerance limit IEC60942:2003 Class 1
1/2 inch Bruel&Kjaer4180	93.51	-0.49	± 0.10	± 0.40 dB

2. Frequency

Standard Microphone Type	Measured Frequency (Hz)	Deviated value (Hz)	Uncertainty (Hz)	Tolerance limit IEC60942:2003 Class 1
1/2 inch Bruel&Kjaer4180	1000.0	0.0	± 1.5	± 1.0 %

3. Total distortion

Standard Microphone Type	Measured Total distortion (%)	Uncertainty (%)	Tolerance limit IEC60942:2003 Class 1
1/2 inch Bruel&Kjaer4180	1.21	± 0.50	± 3.0 %

Note : 1. No adjustment.

2. The calibrator pressure correction was not included.

3. The microphone volume correction was included at the level of 0.26 dB from manual.

Date of Calibration : 5 Jul. 2022

2 / 3

N. M. P. 2022

The results relate only to the items tested/calibrated or value assigned.

Advertising the Report/Certificate and publicity of the results except in full are prohibited unless written permission is obtained from the governor of TISTR.

FM.BL.MTC.002 Rev.4

Head Office
35 Mu 3 Tambon Khlong Ha, Amphoe Khlong Luang,
Changwat Pathumthani 12120, Thailand
Tel. (66) 0 2577 9000
Fax. (66) 0 2577 9009
E-mail : rumpai@tistr.or.th Website:www.tistr.or.th

Office/Laboratory
Soi 1C, Bangpoo Industrial Estate, Sukhumvit Road,
Amphoe Muang, Changwat Samutprakan 10280, Thailand
Tel. (66) 0 2323 1672-80 ext. 115, 116
Fax. (66) 0 2323 9165
E-mail : mtc@tistr.or.th

Office
196 Phahonyothin Road, Chatuchak, Bangkok 10900,
Thailand
Tel. (66) 0 2579 1121-30 ext. 5219, 5225, 5217
Fax. (66) 0 2579 8592
E-mail : sumalee@tistr.or.th



THAILAND INSTITUTE OF SCIENTIFIC AND TECHNOLOGICAL RESEARCH (TISTR)

Request No. 21-65/0605

MTC No. EEL. BP. 99/0665

Nominal Output of Unit Under Test = 114 dB re 20 μ Pa at 1000 Hz

Acoustic Output in dB re 20 μ Pa, Corrected to Reference Conditions : 101.325 kPa, 23.0 °C and 50 %RH

1. Sound Pressure Level

Standard Microphone Type	Measured Sound Pressure Level (dB)	Deviated value (dB)	Uncertainty (dB)	Tolerance limit IEC60942:2003 Class 1
1/2 inch Bruel&Kjaer 4180	113.52	-0.48	± 0.10	± 0.40 dB

2. Frequency

Standard Microphone Type	Measured Frequency (Hz)	Deviated value (Hz)	Uncertainty (Hz)	Tolerance limit IEC60942:2003 Class 1
1/2 inch Bruel&Kjaer 4180	1000.0	0.0	± 1.5	± 1.0 %

3. Total Distortion

Standard Microphone Type	Measured Total Distortion (%)	Uncertainty (%)	Tolerance limit IEC60942:2003 Class 1
1/2 inch Bruel&Kjaer 4180	0.41	± 0.50	± 3.0 %

Note : 1. No adjustment.

2. The calibrator pressure correction was not included.

3. The microphone volume correction was included at the level of 0.26 dB from manual.

Calibrated by :

N. Nuttapong
(Mr.Nuttapong Niljrusvanit)

Tak E
(Mr.Tawikiat Iamsamran)

Approved by :

Sumalee Klunpa
(Mr.Sumalee Klunpa)
Director

Electrical and Electronic Standards Laboratory

Industrial Metrology and Testing Service Centre

Date of Calibration : 5 Jul. 2022

Date of Issue : 6 Jul. 2022

Ref : 2011265062902932004

3 / 3

End of Certificate

The results relate only to the items tested/calibrated or value assigned.

Advertising the Report/Certificate and publicity of the results except in full are prohibited unless written permission is obtained from the governor of TISTR.

FM.BL.MTC.002 Rev.4

Head Office
35 Mu 3 Tambon Khlong Ha, Amphoe Khlong Luang,
Changwat Pathumthani 12120, Thailand
Tel. (66) 0 2577 9000
Fax. (66) 0 2577 9009
E-mail : runpa@tistr.or.th Website:www.tistr.or.th

Office/Laboratory
Soi 1C, Bangpoo Industrial Estate, Sukhumvit Road,
Amphoe Muang, Changwat Samutprakan 10280, Thailand
Tel. (66) 0 2323 1672-80 ext. 115, 116
Fax. (66) 0 2323 9165
E-mail : mtc@tistr.or.th

Office
196 Phahonyothin Road, Chatuchak, Bangkok 10900,
Thailand
Tel. (66) 0 2579 1121-30 ext. 5219, 5225, 5217
Fax. (66) 0 2579 8592
E-mail : sumalee@tistr.or.th



TECHNOLOGY PROMOTION ASSOCIATION (THAILAND-JAPAN)
CORPORATE SERVICES 3: EQUIPMENT CALIBRATION AND TESTING SERVICES
534/4 PATTANAKARN ROAD SOI 18, SUANLUANG, SUANLUANG BANGKOK 10250
TEL. 0-2717-3000-27 FAX. 0-2719-9484



Cert.No.: 22CH1754

Page.: 1 of 2

Certificate of Calibration

Equipment : pH Meter
Manufacturer : Eutech
Model : pHTestr 30
Serial No. : 3066320
ID No. : -
Condition As-Received: Used Item
Received Date : 27 December 2022
Calibration Date : 27 December 2022
Reference : 2212-0734WN-10
Submitted by : Environment Research & Technology Company Limited.
25/114 Moo 6, Soi Chinaket 1, Ngamwongwan Road,
Toongsonghong, Laksi, Bangkok 10210
Ambient Temperature : (25 ± 2.5) °C
Relative Humidity : (50 ± 15) %
Calibration Procedure : In - house method :
- CP-CH5 by direct measurement with standard
voltage calibrator and direct measurement
with certified reference material (CRM)

Calibrated by : Warakorn Lernagtrakul

Approved by :

Approved Signatory

- () Malee Butkruea
() Saithip Meangmai
(✓) Ponpan Paipim

Issue Date : 28 December 2022

The Uncertainties are for a confidence probability of approximately 95%

This certificate may not be reproduced other than in full, except with the prior written
Approval of the head of Corporate Services 3 : Equipment Calibration and Testing Services.

A 0048999



Cert.No.: 22CH1754

Page.: 2 of 2

Condition of this calibration result

1. Certified Reference Materials : The measurement results are traceable to SI through CPA chem Ltd.,
ANSI-ASQ National Accreditation Board, Accredited No. AR-1835

<u>Buffer Solution</u>	<u>Manufacturer</u>	<u>Lot No.</u>	<u>Exp. date</u>
pH 4.008	CPA chem	826588	09 July 2024
pH 6.987	CPA chem	823322	20 June 2023
pH 10.008	CPA chem	826590	09 July 2023

2. This certificate is valid only to the item calibrated on date and place of calibration.

Calibration Results

Function : pH Measurement

Performing three buffers standard curve by using buffer nominal pH (4,7,10)

Unit Under Calibration	Standard pH Buffer Solution	Actual pH Reading	Actual mV Reading (mV)	Uncertainty of pH Measurement (\pm)	Coverage factor k
pH Electrode S/N.: 3066320	4.008	4.01	N/A	0.0071	2.00
	6.987	7.01	N/A	0.011	2.00
	10.008	10.01	N/A	0.0092	2.00

- Remark**
- pH meter does not have voltage mode.
 - Can not connect the BNC because the plug does not match with the socket.
 - N/A = Not Available

The reported uncertainty of measurement was based on a standard uncertainty multiplied by a coverage factor k , providing a level of confidence of approximately 95 %

-o0o-

a 1142231



Inctech Metrological Center Co.Ltd.

39/1 Soi 82, Sukhapiban 5 Rd., O ngoen,

Saimai, Bangkok 10220, Thailand

Tel. (662) 909-8820 (Auto 10 lines) www.imcinstrument.com



Calibration Cert. # 3884.01
ISO/IEC 17025

Certificate of Calibration

Certificate No. : MT22-6773

Page : 1 of 2

Customer : Environment Research & Technology Co., Ltd.
Address : 25/114 Moo 6 Soi Chinaket 1, Ngamwongwan Road, Toongsonghong, Laksi, Bangkok 10210

Description	: Incubator	Order No.	: 3555/22
Manufacturer	: Sanyo	Received date	: Dec 06, 2022
Model	: MIR-254	Calibration date	: Dec 12, 2022
Serial No.	: 1103017	Environment Condition :	
Identification No.	: ERTC-L-IN-066	Temperature	: (25+/-10) °C
Calibration Place	: Customer Laboratory	Humidity	: (50+/-30) %RH

Calibration Method : Calibration were conducted using In-house calibration procedure CP-MT-006 According to comparison with LXI Data Acquisition Switch Unit with sensor. The calibration methods based on Euramet Calibration Guide No.20 - guidelines on the Calibration of Temperature and/or Humidity Controlled Enclosures.


Reference Standard Instruments :

<u>Instrument</u>	<u>Model</u>	<u>Serial No.</u>	<u>Certificate No.</u>	<u>Due Date</u>
LXI Data Acquisition Switch Unit with Sensor	34972A	MY57003222	MT22-5466	Oct 06, 2023

This result of calibration was found accurate as shown on date and place of calibration only.

Traceability : This measurement are traceable to the International System of Unit (SI), through
National Institute of Metrology Thailand (NIMT)

The reported uncertainty of measurement was based on standard uncertainty multiplied by coverage factor $k = 2$,
providing a level of confidence of not less than 95%



Calibrated by : Mr.Jiraphan Sreebannasarn
Issue date : Dec 19, 2022

Approved by : _____
(Mr.Choophong Khumdet)

This calibration certificate shall not be reproduced other than in full except with the prior written approval of Inctech Metrological Center Co.,Ltd

**Intech Metrological Center Co.Ltd.**

39/1 Soi 82, Sukhapiban 5 Rd., O ngoen,

Saimai, Bangkok 10220, Thailand

Tel. (662) 909-8820 (Auto 10 lines) www.imcinstrument.com

Calibration Cert. # 3884.01
ISO/IEC 17025

Certificate No. : MT22-6773

Page : 2 of 2

Function : Temperature measurement

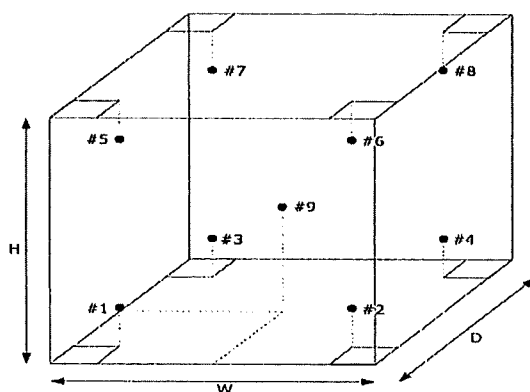
Result : Without adjustment

Calibration point : 20 °C

Resolution : 0.1 °C

Calibration point (°C)	Temperature of UUC* at each position (°C)									Uncertainty of measurement (+/- °C)
	Ch.1	Ch.2	Ch.3	Ch.4	Ch.5	Ch.6	Ch.7	Ch.8	Ch.9	
20	19.634	19.407	19.345	19.258	19.687	19.616	19.630	19.542	19.568	0.65

Setting temperature (°C)	Indicating Temperature (°C)	Measured stability (+/- °C)	Measured uniformity (°C)	Overall variation (°C)
20.0	20 to 20.2	0.51	0.87	1.5



- #1 Lower Left Front
- #2 Lower Right Front
- #3 Lower Left Rear
- #4 Lower Right Rear
- #5 Upper Left Front
- #6 Upper Right Front
- #7 Upper Left Rear
- #8 Upper Right Rear
- #9 Geometric Center

Front view

UUC* = Unit under calibration

Uniformity = Maximum and Minimum difference of measured temperature at any probes and the measured temperature at the reference and same time.

Overall Variation = Difference of temperature value between the maximum and minimum any time.

Stability = One half of the maximum difference of measured temperatures at any one probe.



TECHNOLOGY PROMOTION ASSOCIATION (THAILAND-JAPAN)
CORPORATE SERVICES 3 : EQUIPMENT CALIBRATION AND TESTING SERVICES


534/4 PATTANAKARN ROAD SOI 18, SUANLUANG, SUANLUANG BANGKOK 10250

TEL. 0-2717-3000 FAX. 0-2719-9484

Cert.No.: 22TW242

Page.: 1 of 2

Certificate of Testing

Equipment :	DO Meter
Manufacturer :	YSI
Model :	5000-115
Serial No. :	17H104220
ID No. :	ERTC-L-In.137
Received Date :	26 October 2022
Test Date :	27 October 2022
Reference :	2210-0840WN-1
Submitted by :	Environment Research & Technology Company Limited. 25/114 Moo 6, Soi Chinaket 1, Ngamwongwan Road, Toongsonghong, Laksi, Bangkok 10210
Laboratory Condition :	Temperature (25 ± 5) °C Humidity (50 ± 20) %
Test Procedure :	In - house method : CP-CH9 by Comparison Technique with Azide Modification Method
Tested by :	Walalak Sirithean
Approved by :	 Approved Signatory
(✓) Malee Butkruea	
() Saithip Meangmai	
() Warakorn Lerngagtrakul	
Issue Date :	1 November 2022



Cert.No.: 22TW242

Page.: 2 of 2

Condition of this result of calibration

1. Reference Standard Instruments :

This certification is traceable to the International System of Unit through the reference standards laboratory of Industrial Calibration Center, Technology Promotion Association (Thailand-Japan).

<u>Instruments</u>	<u>Serial No.</u>	<u>ID No.</u>	<u>Certificate No.</u>	<u>Due Date</u>
1) Burette	-	130BU10	21CG1389	25 Mar 2023
2) Balance	1126143764	140RC004	22MM50	20 Sep 2023

2. Standard Material :-

<u>Material</u>	<u>Manufacturer</u>	<u>Lot.No.</u>	<u>Assay</u>
Sodium Thiosulfate pentahydrate	Merck	AM1763316	100.2%

Result : Dissolved Oxygen Meter Adjustment With Air 100 %

Dissolved Oxygen Probe No.: 15K100353

Titration Method (Azide Modification Method) (mg/L)	DO Meter Reading (mg/L)	Standard Deviation (mg/L)
8.14	8.13	0.0071

This report was certified only for the instrument we tested. It is allowable to use for study the system efficiency, The environmental impact control and present to organization it may concerned. Intend to use for advertising and referral purpose is prohibited. This report may not be reproduced other in full, without written approval of the laboratory

-o0o-

Malu.

a 1133339



TECHNOLOGY PROMOTION ASSOCIATION (THAILAND-JAPAN)

CORPORATE SERVICES 3: EQUIPMENT CALIBRATION AND TESTING SERVICES

534/4 PATTANAKARN ROAD SOI 18, SUANLUANG, SUANLUANG BANGKOK 10250

TEL. 0-2717-3000-27 FAX. 0-2719-9484



Cert. No.: 23TM31

Page : 1 of 3

Certificate of Calibration

Equipment : Hot Air Oven

Manufacturer : Binder

Model : FED 115 E2

Serial No. : 11-22823

ID No. : ERTC-L-In.-076

Submitted by : Environment Research & Technology Company Limited.
25/114 Moo 6, Soi Chinaket 1, Ngamwongwan Road,
Toongsonghong, Laksi,
Bangkok 10210

Location : Laboratory (ERTC)

Received Order : 4 January 2023

Calibration Date : 4 January 2023

Ambient Temperature : (26 ± 10) °C

Relative Humidity : (50 ± 30) %

Calibrated by : Preecha Hlahib

Approved by :


Approved Signatory

- () Pornthippa Tameyakul
(☒) Malee Butkruea
() Suwit Imjai

Issue Date : 16 January 2023

The Uncertainties are for a confidence probability of approximately 95%

This certificate may not be reproduced other than in full, except with the prior written
Approval of the head of Corporate Services 3 : Equipment Calibration and Testing Services.

A 0049318



Equipment : Hot Air Oven
 Condition As-Received : Used Item
 Reference : 2301-0002ON-2

Cert. No.: 23TM31

Page : 2 of 3

Procedure Used :-

Calibration were conducted using calibration procedure CP-OT02 according to direct measurement method with Data Acquisition which connected with Resistance Temperature Detector (RTD) and Thermocouple Type T.

The temperature scale used was based on ITS-90.

Condition of this result of calibration

1. Reference standard instrument:-

Instrument	Model	Serial No.	Cert. No.	Due Date
1) Data Acquisition	34972A	MY57013823	22LM24	26 Feb 2023

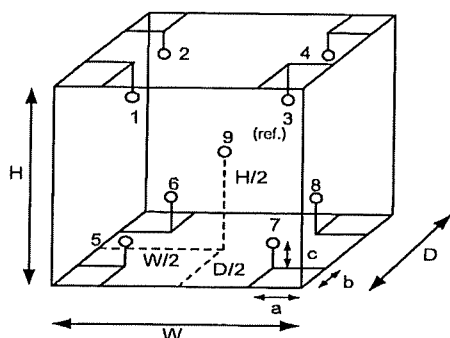
2. This certificate is valid only to the item calibrated on date and place of calibration.

3. This certification is traceable to the International System of Unit.

Result of Calibration :- (*) Without Adjustment

Function of UUC* : Temperature Source

Fresh air setting : Close



Environment during calibration		
	Beginning	Finished
Temp. (°C)	28	32
REL.Humid. (%)	60	55
AC Supply (Volt)	220	221

Probe Installation Details :		Dimension of Chamber :	
a =	5.0 cm	D =	0.40 m
b =	5.0 cm	W =	0.60 m
c =	5.0 cm	H =	0.48 m
		Capacity =	0.12 m ³

Ref. Std. ID No.: @ Calibration Point		
Position :	(104) °C	(180) °C
1	21-17RTD-01	22-17TC-01
2	21-17RTD-02	19-17TC-02
3	17RTD-03	19-17TC-03
4	17RTD-04	19-17TC-04
5	17RTD-05	19-17TC-05
6	17RTD-06	19-17TC-06
7	17RTD-07	19-17TC-07
8	17RTD-08	19-17TC-08
9 (ref.)	17RTD-09	19-17TC-09

Malu .



Equipment : Hot Air Oven
Condition As-Received : Used Item
Reference : 2301-0002ON-2
Result of Calibration :- (*) Without Adjustment
Function of UUC* : Temperature Source
Fresh air setting : Close

Cert. No.: 23TM31

Page : 3 of 3

Calibration Point (°C)	UUC* Setting (°C)	UUC* Reading (°C)	Temperature stability (± °C)	Temperature uniformity (°C)	Overall Variation (°C)	Uncertainty (± °C)	Coverage Factor <i>k</i>
104	104	104	0.16	2.4	2.6	0.86	2
180	180	180	0.34	6.1	8.8	1.8	2

Calibration Point (°C)	Measured Temperature (°C)								
	Position								
	1	2	3	4	5	6	7	8	9 (ref.)
104	104.819	103.334	104.574	104.185	103.981	103.001	105.409	103.368	103.014
180	176.454	179.253	182.386	180.810	181.999	178.253	184.629	179.227	178.688

Average* : The average of 30 values in each position.

Temperature stability : One-half of the greatest maximum difference of measured temperature at any one sensor.

Temperature uniformity : The maximum difference of measured temperatures at any sensors and the measured temperature at the reference location which are observed at the same time or at as close an observation time as possible to determine the temperature pattern or homogeneity within the chamber under steady-state conditions.

Overall Variation : The Difference of the maximum and minimum measured temperatures throughout observation.

UUC* : Unit Under Calibration

Note : The reported uncertainty of measurement was included stability and excluded uniformity .

The reported uncertainty of measurement was based on a standard uncertainty multiplied by a coverage factor *k*, providing a level of confidence of approximately 95 %.

-o0o-

Malu.


a 1142805

Mettler-Toledo (Thailand) Ltd.
846/4 - 846/5 Lasalle Rd., Bangna Tai Sub-District
Bangna District, Bangkok 10260
+66 2723 0382
MT-TH.ServiceSupport@mt.com



Accuracy Calibration Certificate

Customer

Company: Environment Research & Technology Co., Ltd.
Address: 25/114 Moo 6, Soi Chinaket 1, Ngamwongwan Rd., Toongsonghong
City: Laksi Contact: Ramita Taengthai
Zip / Postal: 10210
State / Province: Bangkok
Order Number: 

Weighing Device

Manufacturer: Mettler Toledo Instrument Type: Weighing Instrument
Model: MS204S/01 Asset Number: ERTC-L-IN-088
Serial No.: B334691537 Terminal Model: N/A
Building: N/A Terminal Serial No.: N/A
Floor: 5 Terminal Asset No.: N/A
Room: 504

Range	Max. Capacity	Readability (d)
1	220 g	0.0001 g

Procedure



Calibration Guideline: EURAMET cg-18 v. 4.0 (11/2015)
METTLER TOLEDO Work Instruction: CP/W002/20

This calibration certificate contains measurements for As Found calibration. No As Left calibration was performed because the device was not modified after As Found calibration. Therefore, results for As Left correspond to As Found.

The sensitivity/span of the weighing instrument was adjusted before calibration with a built-in weight.

In accordance with EURAMET cg-18 (11/2015), the test loads were selected to reflect the specific use of the weighing device or to accommodate specific calibration conditions.

	Temperature		Humidity	
As Found	Start: 23.7 °C	End: 23.6 °C	Start: 46.5 %	End: 45.6 %

As Found Calibration Date: 17-Jan-2023 Calibrator: 
As Left Calibration Date: N/A
Issue Date: 19-Jan-2023
Approved Signatory: 
Technical Manager / Head of Calibration Center

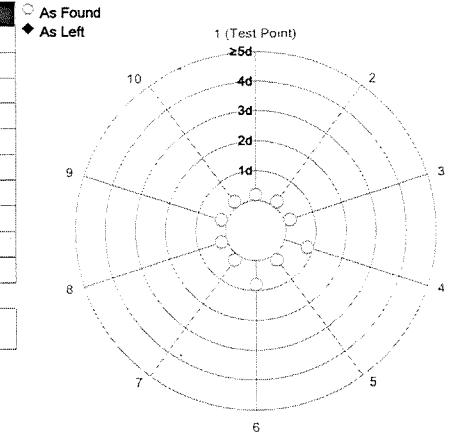
Measurement Results

Repeatability

Test Load: 100 g

	As Found	As Left
1	99.9999 g	N/A
2	99.9999 g	N/A
3	99.9999 g	N/A
4	99.9998 g	N/A
5	99.9999 g	N/A
6	99.9998 g	N/A
7	99.9999 g	N/A
8	99.9999 g	N/A
9	99.9999 g	N/A
10	99.9999 g	N/A

Standard Deviation	0.00004 g	N/A
--------------------	-----------	-----



The "d" in the graph represents the readability of the range/interval in which the test was performed.

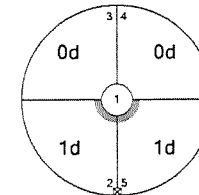
The results of this graph are based upon the absolute values of the differences from the mean value.

Eccentricity

Test Load: 100 g

Position	As Found	As Left
1	99.9999 g	N/A
2	100.0000 g	N/A
3	99.9999 g	N/A
4	99.9999 g	N/A
5	100.0000 g	N/A

Maximum Deviation	0.0001 g	N/A
-------------------	----------	-----



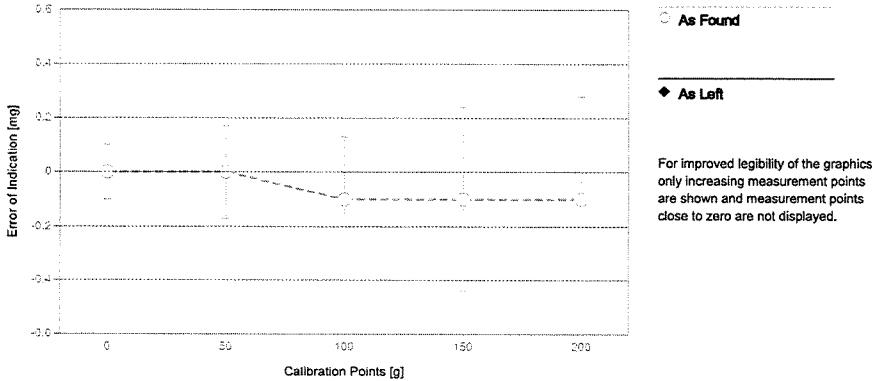
As Found

The "d" in the graph represents the readability of the range/interval in which the test was performed.

Error of Indication

As Found

	Reference Value	Indication	Error of Indication	Expanded Uncertainty	k
1	0.0000 g	0.0000 g	0.0000 g	0.10 mg	2
2	0.0500 g	0.0500 g	0.0000 g	0.12 mg	2
3	0.1000 g	0.1000 g	0.0000 g	0.12 mg	2
4	0.5000 g	0.5000 g	0.0000 g	0.12 mg	2
5	1.0000 g	1.0000 g	0.0000 g	0.12 mg	2
6	5.0000 g	5.0000 g	0.0000 g	0.13 mg	2
7	10.0000 g	10.0001 g	0.0001 g	0.13 mg	2
8	50.0000 g	50.0000 g	0.0000 g	0.17 mg	2
9	100.0000 g	99.9999 g	-0.0001 g	0.23 mg	2
10	150.0000 g	149.9999 g	-0.0001 g	0.34 mg	2
11	200.0000 g	199.9999 g	-0.0001 g	0.38 mg	2



The uncertainty stated is the expanded uncertainty at calibration obtained by multiplying the standard combined uncertainty by the coverage factor k – which can be larger than 2 according to EURAMET cg-18. The value of the measurand lies within the assigned range of values with a probability of approximately 95%.

The user is responsible for maintaining environmental conditions and the settings of the weighing instrument when it was calibrated.

Test Equipment

All weights used for metrological testing are traceable to national or international standards. The weights were calibrated and certified by an accredited calibration laboratory.

Weight Set 1: OIML E2

Weight Set No.:	WS57	Date of Issue:	06-Jan-2022
Certificate Number:	177037	Calibration Due Date:	03-Jul-2023

Thermo Hygrometer

Equipment No.:	IN255	Date of Issue:	20-Jul-2022
Certificate Number:	22H1503	Calibration Due Date:	04-Jul-2023

Remarks

- FACT adjustment functionality activated
- Equipment condition: Good
- Next calibration according to customer's procedure
- Calibration data not decide by calibration laboratory

End of Accredited Section

The information below and any attachments to this calibration certificate are not part of the accredited calibration.

Measurement Uncertainty of the Weighing Instrument in Use

Stated is the expanded uncertainty with k=2 in use. The formula shall be used for the estimation of the uncertainty under consideration of the errors of indication. The value R represents the net load indication in the unit of measure of the device.

Temperature coefficient for the evaluation of the measurement uncertainty in use: 1.5 · 10⁻⁶ / K

Temperature range on site for the evaluation of the measurement uncertainty in use: 3 K

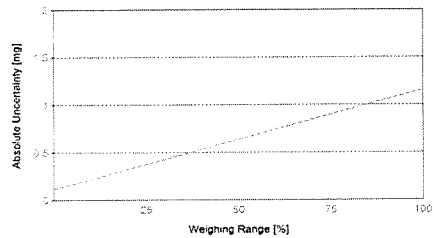
Linearization of Uncertainty Equation

	Range		As Found	As Left
	d	Max		
1	0.0001 g	220 g	U ₁ = 0.12 mg + 0.00474 mg/g · R	N/A

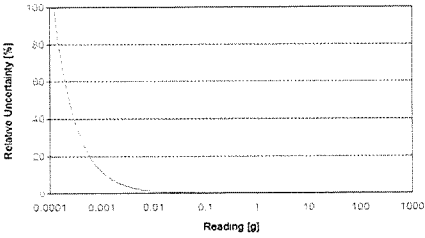
To optimize the stability of the linearization, besides of the zero load only increasing measurement points with a test load of 5% of the measurement range or larger are taken for the calculation of the linear equation.

Absolute and Relative Measurement Uncertainty in Use for Various Net Indications (Examples)

Net Indication	As Found		As Left	
0.0220 g	0.12 mg	0.55%	N/A	N/A
0.2200 g	0.12 mg	0.055%	N/A	N/A
2.2000 g	0.13 mg	0.0059%	N/A	N/A
22.0000 g	0.22 mg	0.0010%	N/A	N/A
220.0000 g	1.2 mg	0.00053%	N/A	N/A



As Found



As Left

GWP®
Certificate



As Found



As Left



The weighing device meets the given process requirements.

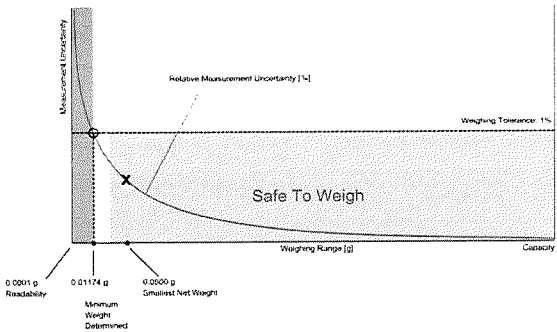
The weighing device meets the given process requirements.

Tests Performed: ☒ As Found ☐ As Left ☒ No adjustments/modifications made. As Left results correspond to As Found.

Process Requirements

Weighing Tolerance: 1% | Smallest Net Weight: 0.0500 g | Safety Factor: 2

Safe Weighing Range



While the values in this graph reflect the actual calibration results, the measurement uncertainty curves are simply a visual representation. This graph reflects As Left testing, unless only As Found was performed.

Minimum Weight

As Found Minimum Weight Table

Minimum weights for different weighing tolerances and safety factors					
Tolerance	Safety Factor				
	1	2	3	5	10
0.1%	0.11794 g	0.23700 g	0.35721 g	0.60113 g	1.23215 g
0.2%	0.05883 g	0.11794 g	0.17733 g	0.29696 g	0.60113 g
0.5%	0.02350 g	0.04704 g	0.07063 g	0.11794 g	0.23700 g
1%	0.01174 g	0.02350 g	0.03526 g	0.05883 g	0.11794 g
2%	0.00587 g	0.01174 g	0.01762 g	0.02938 g	0.05883 g
5%	0.00235 g	0.00470 g	0.00704 g	0.01174 g	0.02350 g

✓ Pass: The determined minimum weight meets the requirement for the smallest net weight.

As Left Minimum Weight Table

Minimum weights for different weighing tolerances and safety factors					
Tolerance	Safety Factor				
	1	2	3	5	10
0.1%	0.11794 g	0.23700 g	0.35721 g	0.60113 g	1.23215 g
0.2%	0.05883 g	0.11794 g	0.17733 g	0.29696 g	0.60113 g
0.5%	0.02350 g	0.04704 g	0.07063 g	0.11794 g	0.23700 g
1%	0.01174 g	0.02350 g	0.03526 g	0.05883 g	0.11794 g
2%	0.00587 g	0.01174 g	0.01762 g	0.02938 g	0.05883 g
5%	0.00235 g	0.00470 g	0.00704 g	0.01174 g	0.02350 g

✓ Pass: The determined minimum weight meets the requirement for the smallest net weight.

At these net minimum weight values, the measurement uncertainty of the weighing device is equal to or less than 1/1 (no safety factor), 1/2, 1/3, 1/5, or 1/10 of the required tolerance. The values are calculated with $k = 2$ and based on the linear formula of the measurement uncertainty of the weighing device in use.

The safety factor for As Found is always 1. This implies no safety factor. As Found testing looks at the behavior of the instrument from the past until test occurred. For the past, it is necessary to know that the tolerance was met, but not the safety factor. The safety factor is a proactive measure to apply for future measurements.

Notes on minimum weight values in above table:

1. If "N/A" is shown above, no appropriate value could be calculated.
2. METTLER TOLEDO is not responsible for the definition of the process requirements.

Measurement Results

Results Summary

	Repeatability	Eccentricity	Error of Indication
As Found	✓	✓	✓
As Left	✓	✓	✓

✓ = Passed
✗ = Failed
N = Safety Factor not met

Repeatability

Test Load: 100 g

Tolerance	Control Limit	As Found		As Left	
		Std. Deviation	Result	Std. Deviation	Result
0.1%	N/A	0.00004 g*	N/A	0.00004 g*	N/A
0.2%	0.00005 g		✓		✓
0.5%	0.00013 g		✓		✓
1%	0.00025 g		✓		✓
2%	0.00050 g		✓		✓
5%	0.00125 g		✓		✓

*The calculated standard deviation value is below the rounding error of the balance. The 0.41*d rule is used for the assessment of this repeatability test and the calculation of the minimum weight.

The weighing tolerance is met if the standard deviation is less than or equal to the corresponding control limit.

Eccentricity

Test Load: 100 g

Tolerance	Control Limit	As Found		As Left	
		Deviation	Result	Deviation	Result
0.1%	0.0500 g	0.0001 g	✓	0.0001 g	✓
0.2%	0.1000 g		✓		✓
0.5%	0.2500 g		✓		✓
1%	0.5000 g		✓		✓
2%	1.0000 g		✓		✓
5%	2.5000 g		✓		✓

The weighing tolerance is met if the deviation is less than or equal to the corresponding control limit.

Error of Indication

As Found

		Control limits for various weighing tolerances					
Reference Value	Error	0.1%	0.2%	0.5%	1%	2%	5%
0.0000 g	0.0000 g	N/A	N/A	N/A	N/A	N/A	N/A
50.0000 g	0.0000 g	0.0250 g	0.0500 g	0.1250 g	0.2500 g	0.5000 g	1.2500 g
100.0000 g	-0.0001 g	0.0500 g	0.1000 g	0.2500 g	0.5000 g	1.0000 g	2.5000 g
150.0000 g	-0.0001 g	0.0750 g	0.1500 g	0.3750 g	0.7500 g	1.5000 g	3.7500 g
200.0000 g	-0.0001 g	0.1000 g	0.2000 g	0.5000 g	1.0000 g	2.0000 g	5.0000 g
Result		✓	✓	✓	✓	✓	✓

As Left

		Control limits for various weighing tolerances					
Reference Value	Error	0.1%	0.2%	0.5%	1%	2%	5%
0.0000 g	0.0000 g	N/A	N/A	N/A	N/A	N/A	N/A
50.0000 g	0.0000 g	0.0250 g	0.0500 g	0.1250 g	0.2500 g	0.5000 g	1.2500 g
100.0000 g	-0.0001 g	0.0500 g	0.1000 g	0.2500 g	0.5000 g	1.0000 g	2.5000 g
150.0000 g	-0.0001 g	0.0750 g	0.1500 g	0.3750 g	0.7500 g	1.5000 g	3.7500 g
200.0000 g	-0.0001 g	0.1000 g	0.2000 g	0.5000 g	1.0000 g	2.0000 g	5.0000 g
Result		✓	✓	✓	✓	✓	✓

The weighing tolerance is met if the error (of indication) for each test point is less than or equal to the corresponding control limit for that particular weighing tolerance. Results at or close to the zero point cannot be assessed.



TECHNOLOGY PROMOTION ASSOCIATION (THAILAND-JAPAN)
CORPORATE SERVICES 3: EQUIPMENT CALIBRATION AND TESTING SERVICES
534/4 PATTANAKARN ROAD SOI 18, SUANLUANG, SUANLUANG BANGKOK 10250
TEL. 0-2717-3000-27 FAX. 0-2719-9484



Cert. No.: 23TM32
Page : 1 of 3

Certificate of Calibration

Equipment : Hot Air Oven
Manufacturer : Memmert
Model : UF 110
Serial No. : B414.0652
ID No. : ERTC-L-In.-098
Submitted by : Environment Research & Technology Company Limited.
25/114 Moo 6, Soi Chinaket 1, Ngamwongwan Road,
Toongsonghong, Laksi,
Bangkok 10210
Location : Laboratory (ERTC)
Received Order : 4 January 2023
Calibration Date : 4 January 2023
Ambient Temperature : $(26 \pm 10) ^\circ\text{C}$
Relative Humidity : $(50 \pm 30) \%$
Calibrated by : Preecha Hlahib
Approved by :
() Pornthippa Tameyakul
(/) Malee Butkruea
() Suwit Imjai

Issue Date : 16 January 2023

The Uncertainties are for a confidence probability of approximately 95%

This certificate may not be reproduced other than in full, except with the prior written
Approval of the head of Corporate Services 3 : Equipment Calibration and Testing Services.



Equipment : Hot Air Oven
Condition As-Received : Used Item
Reference : 2301-0002ON-3
Procedure Used :-

Calibration were conducted using calibration procedure CP-OT02 according to direct measurement method with Data Acquisition which connected with Resistance Temperature Detector (RTD) and Thermocouple Type T.

The temperature scale used was based on ITS-90.

Condition of this result of calibration

1. Reference standard instrument:-

Instrument	Model	Serial No.	Cert. No.	Due Date
1) Data Acquisition	34972A	MY57013823	22LM24	26 Feb 2023

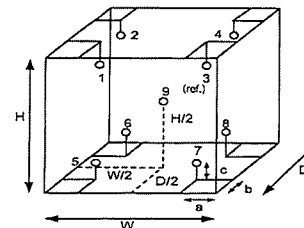
2. This certificate is valid only to the item calibrated on date and place of calibration.

3. This certification is traceable to the International System of Unit.

Result of Calibration :- (*) Without Adjustment

Function of UUC* : Temperature Source

Fresh air setting : Close



Probe Installation Details :	Dimension of Chamber :
a = 5.0 cm	D = 0.40 m
b = 5.0 cm	W = 0.56 m
c = 5.0 cm	H = 0.48 m
	Capacity = 0.11 m ³

Environment during calibration		
	Beginning	Finished
Temp. (°C)	28	32
REL.Humid. (%)	60	55
AC Supply (Volt)	220	221

Ref. Std. ID No.: @ Calibration Point		
Position :	(104) °C	(180) °C
1	21-17RTD-01	22-17TC-01
2	21-17RTD-02	19-17TC-02
3	17RTD-03	19-17TC-03
4	17RTD-04	19-17TC-04
5	17RTD-05	19-17TC-05
6	17RTD-06	19-17TC-06
7	17RTD-07	19-17TC-07
8	17RTD-08	19-17TC-08
9 (ref.)	17RTD-09	19-17TC-09



Equipment : Hot Air Oven
Condition As-Received : Used Item
Reference : 2301-0002ON-3
Result of Calibration :- (*) Without Adjustment
Function of UUC* : Temperature Source
Fresh air setting : Close

Cert. No.: 23TM32
Page : 3 of 3

Calibration Point (°C)	UUC* Setting (°C)	UUC* Reading (°C)	Temperature stability (± °C)	Temperature uniformity (°C)	Overall Variation (°C)	Uncertainty (± °C)	Coverage Factor <i>k</i>
104.0	104.0	104.0	0.10	0.95	1.6	0.42	2
180.0	180.0	180.0	0.29	1.8	3.3	1.1	2

Calibration Point (°C)	Measured Temperature (°C)								
	Position								
	1	2	3	4	5	6	7	8	9 (ref.)
104.0	104.630	103.574	103.239	103.951	104.422	104.052	103.192	104.041	104.089
180.0	179.591	179.816	178.321	179.612	181.116	179.997	178.605	179.735	179.508

Average* : The average of 30 values in each position.

Temperature stability : One-half of the greatest maximum difference of measured temperature at any one sensor.

Temperature uniformity : The maximum difference of measured temperatures at any sensors and the measured temperature at the reference location which are observed at the same time or at as close an observation time as possible to determine the temperature pattern or homogeneity within the chamber under steady-state conditions.

Overall Variation : The Difference of the maximum and minimum measured temperatures throughout observation.

UUC* : Unit Under Calibration

Note : The reported uncertainty of measurement was included stability and excluded uniformity .

The reported uncertainty of measurement was based on a standard uncertainty multiplied by a coverage factor *k*, providing a level of confidence of approximately 95 %.

-o0o-


Malu.

Mettler-Toledo (Thailand) Ltd.
846/4 - 846/5 Lasalle Rd., Bangna Tai Sub-District
Bangna District, Bangkok 10260
+66 2723 0382
MT-TH.ServiceSupport@mt.com



Accuracy Calibration Certificate

Customer

Company: Environment Research & Technology Co., Ltd.
Address: 25/114 Moo 6, Soi Chinaket 1, Ngamwongwan Rd., Toongsonghong
City: Laksi Contact: Ramita Taengthai
Zip / Postal: 10210
State / Province: Bangkok
Order Number: 

Weighing Device

Manufacturer: Mettler Toledo Instrument Type: Weighing Instrument
Model: MS204TS/00 Asset Number: ERTC-L-IN-114
Serial No.: B547728937 Terminal Model: N/A
Building: N/A Terminal Serial No.: N/A
Floor: 5 Terminal Asset No.: N/A
Room: 504

Range	Max. Capacity	Readability (d)
1	220 g	0.0001 g

Procedure



Calibration Guideline: EURAMET cg-18 v. 4.0 (11/2015)
METTLER TOLEDO Work Instruction: CPN002/20

This calibration certificate contains measurements for As Found calibration. No As Left calibration was performed because the device was not modified after As Found calibration. Therefore, results for As Left correspond to As Found.

The sensitivity/span of the weighing instrument was adjusted before calibration with a built-in weight.

In accordance with EURAMET cg-18 (11/2015), the test loads were selected to reflect the specific use of the weighing device or to accommodate specific calibration conditions.

	Temperature		Humidity	
As Found	Start: 23.7 °C	End: 23.8 °C	Start: 45.6 %	End: 46.8 %

As Found Calibration Date: 17-Jan-2023 Calibrator: 
As Left Calibration Date: N/A
Issue Date: 19-Jan-2023 Chawalit Martsuloke
Approved Signatory: 
Technical Manager / Head of Calibration Center

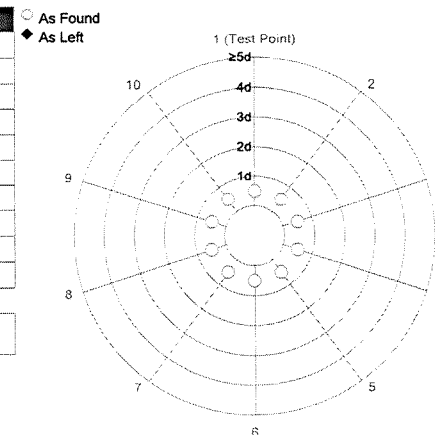
Measurement Results

Repeatability

Test Load: 100 g

	As Found	As Left
1	99.9999 g	N/A
2	99.9999 g	N/A
3	99.9999 g	N/A
4	100.0000 g	N/A
5	100.0000 g	N/A
6	99.9999 g	N/A
7	99.9999 g	N/A
8	100.0000 g	N/A
9	100.0000 g	N/A
10	100.0000 g	N/A

Standard Deviation	0.00005 g	N/A
--------------------	-----------	-----



The "d" in the graph represents the readability of the range/interval in which the test was performed.

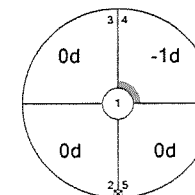
The results of this graph are based upon the absolute values of the differences from the mean value.

Eccentricity

Test Load: 100 g

Position	As Found	As Left
1	99.9999 g	N/A
2	99.9999 g	N/A
3	99.9999 g	N/A
4	99.9998 g	N/A
5	99.9999 g	N/A

Maximum Deviation	0.0001 g	N/A
-------------------	----------	-----



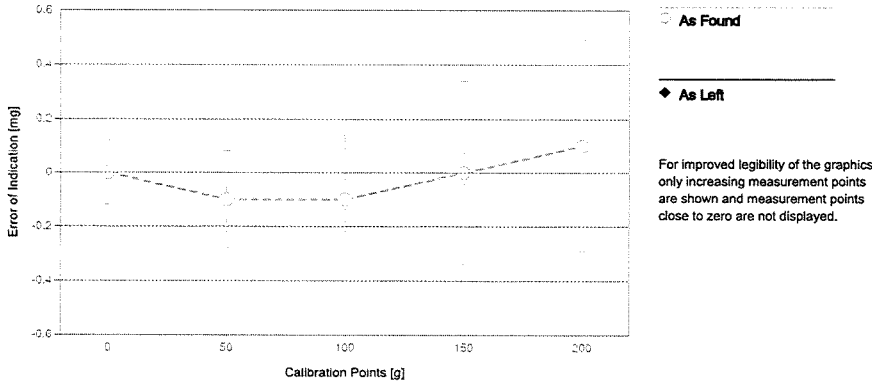
As Found

The "d" in the graph represents the readability of the range/interval in which the test was performed.

Error of Indication

As Found

	Reference Value	Indication	Error of Indication	Expanded Uncertainty	k
1	0.0000 g	0.0000 g	0.0000 g	0.12 mg	2
2	0.0500 g	0.0500 g	0.0000 g	0.13 mg	2
3	0.1000 g	0.1000 g	0.0000 g	0.13 mg	2
4	0.5000 g	0.5000 g	0.0000 g	0.14 mg	2
5	1.0000 g	1.0000 g	0.0000 g	0.14 mg	2
6	5.0000 g	5.0001 g	0.0001 g	0.14 mg	2
7	10.0000 g	10.0001 g	0.0001 g	0.15 mg	2
8	50.0000 g	49.9999 g	-0.0001 g	0.18 mg	2
9	100.0000 g	99.9999 g	-0.0001 g	0.24 mg	2
10	150.0000 g	150.0000 g	0.0000 g	0.34 mg	2
11	200.0000 g	200.0001 g	0.0001 g	0.39 mg	2



The uncertainty stated is the expanded uncertainty at calibration obtained by multiplying the standard combined uncertainty by the coverage factor k – which can be larger than 2 according to EURAMET cg-18. The value of the measurand lies within the assigned range of values with a probability of approximately 95%.

The user is responsible for maintaining environmental conditions and the settings of the weighing instrument when it was calibrated.

Test Equipment

All weights used for metrological testing are traceable to national or international standards. The weights were calibrated and certified by an accredited calibration laboratory.

Weight Set 1: OIML E2

Weight Set No.:	WS57	Date of Issue:	06-Jan-2022
Certificate Number:	177037	Calibration Due Date:	03-Jul-2023

Thermo Hygrometer

Equipment No.:	IN255	Date of Issue:	20-Jul-2022
Certificate Number:	22H1503	Calibration Due Date:	04-Jul-2023

Remarks

FACT adjustment functionality activated
Equipment condition: Good
Next calibration according to customer's procedure
Calibration data not decide by calibration laboratory

End of Accredited Section

The information below and any attachments to this calibration certificate are not part of the accredited calibration.

Measurement Uncertainty of the Weighing Instrument in Use

Stated is the expanded uncertainty with $k=2$ in use. The formula shall be used for the estimation of the uncertainty under consideration of the errors of indication. The value R represents the net load indication in the unit of measure of the device.

Temperature coefficient for the evaluation of the measurement uncertainty in use: $3.0 \cdot 10^{-6} / K$

Temperature range on site for the evaluation of the measurement uncertainty in use: 3 K

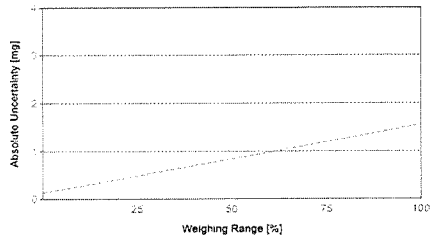
Linearization of Uncertainty Equation

	Range		As Found	As Left
	d	Max		
1	0.0001 g	220 g	$U_1 = 0.13 \text{ mg} + 0.00647 \text{ mg/g} \cdot R$	N/A

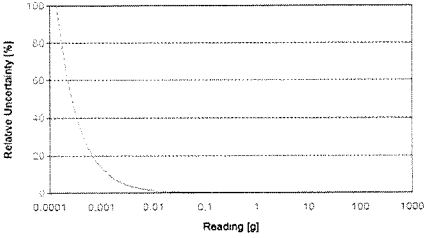
To optimize the stability of the linearization, besides of the zero load only increasing measurement points with a test load of 5% of the measurement range or larger are taken for the calculation of the linear equation.

Absolute and Relative Measurement Uncertainty in Use for Various Net Indications (Examples)

Net Indication	As Found			As Left	
0.0220 g	0.13 mg	0.59%		N/A	N/A
0.2200 g	0.13 mg	0.060%		N/A	N/A
2.2000 g	0.14 mg	0.0066%		N/A	N/A
22.0000 g	0.27 mg	0.0012%		N/A	N/A
220.0000 g	1.6 mg	0.00071%		N/A	N/A



As Found



As Left

GWP®
Certificate



As
Found



As
Left



The weighing device meets the given
process requirements.

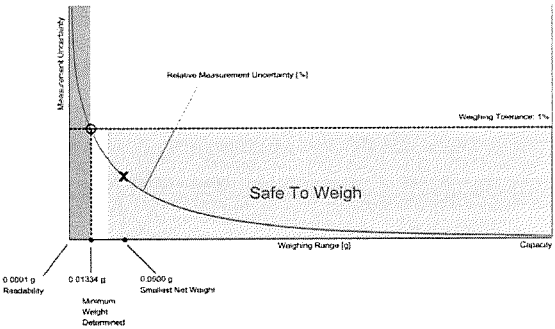
The weighing device meets the given
process requirements.

Tests Performed: ☒ As Found ☐ As Left ☒ No adjustments/modifications made. As Left results correspond to As Found.

Process Requirements

Weighing Tolerance: 1% | Smallest Net Weight: 0.0500 g | Safety Factor: 2

Safe Weighing Range



While the values in this graph reflect the actual calibration results, the measurement uncertainty curves are simply a visual representation. This graph reflects As Left testing, unless only As Found was performed.

Minimum Weight

As Found Minimum Weight Table

Minimum weights for different weighing tolerances and safety factors					
Tolerance	Safety Factor				
	1	2	3	5	10
0.1%	0.13420 g	0.27016 g	0.40792 g	0.68895 g	1.42555 g
0.2%	0.06688 g	0.13420 g	0.20196 g	0.33881 g	0.68895 g
0.5%	0.02670 g	0.05347 g	0.08031 g	0.13420 g	0.27016 g
1%	0.01334 g	0.02670 g	0.04008 g	0.06688 g	0.13420 g
2%	0.00667 g	0.01334 g	0.02002 g	0.03339 g	0.06688 g
5%	0.00267 g	0.00533 g	0.00800 g	0.01334 g	0.02670 g

✓ Pass: The determined minimum weight meets the requirement for the smallest net weight.

As Left Minimum Weight Table

Minimum weights for different weighing tolerances and safety factors					
Tolerance	Safety Factor				
	1	2	3	5	10
0.1%	0.13420 g	0.27016 g	0.40792 g	0.68895 g	1.42555 g
0.2%	0.06688 g	0.13420 g	0.20196 g	0.33881 g	0.68895 g
0.5%	0.02670 g	0.05347 g	0.08031 g	0.13420 g	0.27016 g
1%	0.01334 g	0.02670 g	0.04008 g	0.06688 g	0.13420 g
2%	0.00667 g	0.01334 g	0.02002 g	0.03339 g	0.06688 g
5%	0.00267 g	0.00533 g	0.00800 g	0.01334 g	0.02670 g

✓ Pass: The determined minimum weight meets the requirement for the smallest net weight.

At these net minimum weight values, the measurement uncertainty of the weighing device is equal to or less than 1/1 (no safety factor), 1/2, 1/3, 1/5, or 1/10 of the required tolerance. The values are calculated with $k = 2$ and based on the linear formula of the measurement uncertainty of the weighing device in use.

The safety factor for As Found is always 1. This implies no safety factor. As Found testing looks at the behavior of the instrument from the past until test occurred. For the past, it is necessary to know that the tolerance was met, but not the safety factor. The safety factor is a proactive measure to apply for future measurements.

Notes on minimum weight values in above table:

1. If "N/A" is shown above, no appropriate value could be calculated.
2. METTLER TOLEDO is not responsible for the definition of the process requirements.

Measurement Results

Results Summary

	Repeatability	Eccentricity	Error of Indication
As Found	✓	✓	✓
As Left	✓	✓	✓

✓ = Passed

✗ = Failed

↖ = Safety Factor not met

Repeatability

Test Load: 100 g

Tolerance	Control Limit	As Found		As Left	
		Std. Deviation	Result	Std. Deviation	Result
0.1%	N/A	0.00005 g*	N/A	0.00005 g*	N/A
0.2%	0.00005 g		✓		↖
0.5%	0.00013 g		✓		✓
1%	0.00025 g		✓		✓
2%	0.00050 g		✓		✓
5%	0.00125 g		✓		✓

*The calculated standard deviation value is below the rounding error of the balance. The 0.41*d rule is used for the assessment of this repeatability test and the calculation of the minimum weight.

The weighing tolerance is met if the standard deviation is less than or equal to the corresponding control limit.

Eccentricity

Test Load: 100 g

Tolerance	Control Limit	As Found		As Left	
		Deviation	Result	Deviation	Result
0.1%	0.0500 g	0.0001 g	✓	0.0001 g	✓
0.2%	0.1000 g		✓		✓
0.5%	0.2500 g		✓		✓
1%	0.5000 g		✓		✓
2%	1.0000 g		✓		✓
5%	2.5000 g		✓		✓

The weighing tolerance is met if the deviation is less than or equal to the corresponding control limit.

Error of Indication

As Found

		Control limits for various weighing tolerances					
Reference Value	Error	0.1%	0.2%	0.5%	1%	2%	5%
0.0000 g	0.0000 g	N/A	N/A	N/A	N/A	N/A	N/A
50.0000 g	-0.0001 g	0.0250 g	0.0500 g	0.1250 g	0.2500 g	0.5000 g	1.2500 g
100.0000 g	-0.0001 g	0.0500 g	0.1000 g	0.2500 g	0.5000 g	1.0000 g	2.5000 g
150.0000 g	0.0000 g	0.0750 g	0.1500 g	0.3750 g	0.7500 g	1.5000 g	3.7500 g
200.0000 g	0.0001 g	0.1000 g	0.2000 g	0.5000 g	1.0000 g	2.0000 g	5.0000 g
Result		✓	✓	✓	✓	✓	✓

As Left

		Control limits for various weighing tolerances					
Reference Value	Error	0.1%	0.2%	0.5%	1%	2%	5%
0.0000 g	0.0000 g	N/A	N/A	N/A	N/A	N/A	N/A
50.0000 g	-0.0001 g	0.0250 g	0.0500 g	0.1250 g	0.2500 g	0.5000 g	1.2500 g
100.0000 g	-0.0001 g	0.0500 g	0.1000 g	0.2500 g	0.5000 g	1.0000 g	2.5000 g
150.0000 g	0.0000 g	0.0750 g	0.1500 g	0.3750 g	0.7500 g	1.5000 g	3.7500 g
200.0000 g	0.0001 g	0.1000 g	0.2000 g	0.5000 g	1.0000 g	2.0000 g	5.0000 g
Result		✓	✓	✓	✓	✓	✓

The weighing tolerance is met if the error (of indication) for each test point is less than or equal to the corresponding control limit for that particular weighing tolerance. Results at or close to the zero point cannot be assessed.




TECHNOLOGY PROMOTION ASSOCIATION (THAILAND-JAPAN)
CORPORATE SERVICES 3: EQUIPMENT CALIBRATION AND TESTING SERVICES
534/4 PATTANAKARN ROAD SOI 18, SUANLUANG, SUANLUANG BANGKOK 10250
TEL. 0-2717-3000-27 FAX. 0-2719-9484



Cert. No.: 23TM3
Page : 1 of 3

Certificate of Calibration

Equipment : Incubator
Manufacturer : Memmert
Model : IF 160
Serial No. : D522.0070
ID No. : ERTC-L-In.-181
Submitted by : Environment Research & Technology Company Limited.
25/114 Moo 6, Soi Chinaket 1, Ngamwongwan Road,
Toongsonghong, Laksi,
Bangkok 10210
Location : 408/2 ห้องปฏิบัติการปศุสัตว์เลี้ยงเชื้อ
Received Order : 4 January 2023
Calibration Date : 5 January 2023
Ambient Temperature : $(26 \pm 10) ^\circ\text{C}$
Relative Humidity : $(50 \pm 30) \%$
Calibrated by : Krisda Malee

Approved by : 
Approved Signatory

() Ponthippa Tameyakul
(✓) Malee Butkruea
() Suwit Imjai

Issue Date : 16 January 2023

The Uncertainties are for a confidence probability of approximately 95 %

This certificate may not be reproduced other than in full, except with the prior written
Approval of the head of Corporate Services 3 : Equipment Calibration and Testing Services.



Equipment : Incubator
Condition As-Received : Used Item
Reference : 2301-0002ON-5
Procedure Used :-

Cert. No.: 23TM3
Page : 2 of 3

Calibration were conducted using calibration procedure CP-OT02 according to direct measurement method with Data Acquisition which connected with Resistance Temperature Detector (RTD).

The temperature scale used was based on ITS-90.

Condition of this result of calibration

1. Reference standard instrument:-

Instrument	Model	Serial No.	Cert. No.	Due Date
1) Data Acquisition	34970A	MY44073381	22LM78/1	12 May 2023

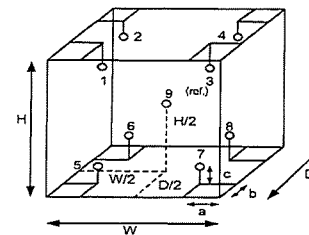
2. This certificate is valid only to the item calibrated on date and place of calibration.

3. This certification is traceable to the International System of Unit.

Result of Calibration :- (*) Without Adjustment

Function of UUC* : Temperature Source

Fresh air setting : Close



Probe Installation Details :

a = 5.0 cm
b = 5.0 cm
c = 5.0 cm

Dimension of Chamber :

D = 0.40 m
W = 0.56 m
H = 0.73 m
Capacity = 0.16 m³

Environment during calibration		
	Beginning	Finished
Temp. (°C)	24	26
REL.Humid. (%)	50	51
AC Supply (Volt)	220	221

Position :	Ref. Std. ID No.:
1	1RTD-2/1
2	1RTD-2/2
3	22-01RTD-03
4	1RTD-2/4
5	1RTD-2/5
6	1RTD-2/6
7	1RTD-2/7
8	1RTD-2/8
9 (ref.)	1RTD-2/9



Equipment : Incubator
Condition As-Received : Used Item
Reference : 2301-0002ON-5
Result of Calibration :- (*) Without Adjustment
Function of UUC* : Temperature Source
Fresh air setting : Close

Cert. No.: 23TM3

Page : 3 of 3

Calibration Point (°C)	UUC* Setting (°C)	UUC* Reading (°C)	Temperature stability (± °C)	Temperature uniformity (°C)	Overall Variation (°C)	Uncertainty (± °C)	Coverage Factor <i>k</i>
35.0	35.0	35.0	0.026	0.30	0.33	0.30	2

Calibration Point (°C)	Measured Temperature (°C)								
	Position								
	1	2	3	4	5	6	7	8	9 (ref.)
35.0	35.132	35.177	35.048	35.188	35.186	35.131	35.154	35.144	35.334

Average* : The average of 30 values in each position.

Temperature stability : One-half of the greatest maximum difference of measured temperature at any one sensor.

Temperature uniformity : The maximum difference of measured temperatures at any sensors and the measured temperature at the reference location which are observed at the same time or at as close an observation time as possible to determine the temperature pattern or homogeneity within the chamber under steady-state conditions.

Overall Variation : The Difference of the maximum and minimum measured temperatures throughout observation.

UUC* : Unit Under Calibration

Note : The reported uncertainty of measurement was included stability and excluded uniformity .

The reported uncertainty of measurement was based on a standard uncertainty multiplied by a coverage factor *k*, providing a level of confidence of approximately 95 %.

-o0o-

Mlu.